



POCO Holding Co., LTD
深圳市铂科新材料股份有限公司

China · Shenzhen 中国深圳

Add/地址 : 13F, Block B, Zhigu Industrial Park, 3157 Shahe West Road,
Nanshan District, Shenzhen.
深圳市南山区沙河西路3157号南山智谷产业园B座13F
Post code/邮编 : 518055

Huizhou POCO Magnetic Co., LTD
惠州铂科磁材有限公司

Huizhou Factory 惠州工厂

Add/地址 : POCO New Material Innovation Park, Shiertuo, Dalingtown,
Huizhou County, Huizhou City, Guangdong, China.
广东省惠州市惠东县大岭镇十二托铂科新材料创新园
Post code/邮编 : 516321

Heyuan POCO New Material Co., LTD
河源市铂科新材料有限公司

Heyuan Factory 河源工厂

Add/地址 : No. 8 Jingba Road, Lianxincun, Linjiang town, Jiangdong
New Area, Heyuan, Guangdong province.
广东省河源市江东新区临江镇联新村经八路8号
Post code/邮编 : 517475

联系方式 :

Tel/电话 : +86-755-26654881 Fax/传真 : +86-755-29574277

E-mail/邮箱 : services@pocomagnetic.com

Web/网址 : www.pocomagnetic.com



Stock Code : 300811

10-V202312



POWDER CORES



Expert of Metal Soft Magnetic Material Applications
金属软磁材料及应用专家

股票代码 : 300811



COMPANY PROFILE 公司简介

深圳市铂科新材料股份有限公司成立于2009年，于2019年深交所创业板上市（股票代码：300811），是一家聚焦于软磁粉末、金属磁粉芯，以及电感应用解决方案开发的国家高新技术企业。通过自主创新，铂科新材完全掌握了铁硅、铁硅铝等从粉末研发、制造、绝缘、到成型的整个金属磁粉芯全制程体系及核心技术。基于对金属软磁性材料特性的深度研究，通过与光伏逆变器、新能源汽车及充电桩、变频空调、不间断电源、信息通讯等电力电子行业知名企业的深度合作，已完美架构从金属磁粉芯生产、销售、到磁元件设计的一站式金属磁粉芯服务平台，为电力电子客户解决电感元件成本、效率、空间等多方面的技术问题。

展望未来，铂科将持续加大研发投入，积极创新，致力于成为全球领先的金属粉芯生产商和服务提供商，为人类的节能减排，推动绿色能源的发展贡献力量。

Established in 2009 and listed on the Shenzhen Stock Exchange in 2019 (stock code: 300811), POCO HOLDING CO.,LTD is a state-certified high-tech enterprise in China, focusing on soft magnetic powder, magnetic powder core and application solutions. After years of developing, POCO has fully mastered core technology and intellectual property rights of the whole production system of powder core, such as R&D, production, insulation and forming. By integrating in-depth research of powder core material characteristics, we already have deep cooperation with well-known enterprises in electrical energy conversion industry. The industry includes UPS, PV, EV/HEV applications and so on. Now POCO has built up a fully comprehensive service platform ranging from alloy powder to powder core forming, application design of magnetic component, aiming to help our customers optimize magnetic component solutions in cost, efficiency and size.

Looking forward to the future, POCO will continuously increase the investment in R&D and innovation, aim to become the pioneer of powder core manufacturer & value added service provider, to contribute in energy saving and emission reduction, promote the green energy development.

MAIN APPLICATION FIELDS 主要应用领域



光伏逆变器 / PV inverter



变频空调 / Inverter air conditioner



新能源汽车 / New energy vehicle



不间断电源 / UPS



充电桩 / Charging pile



通讯电源 / Telecom Power

GENERAL INFORMATION 基本资料

POWDER CORE MATERIALS / 金属磁芯材料 -----07

INDUCTOR DESIGN FORMULAS / 电感设计公式 ----- 10

CORE SELECTION SOFTWARE / 选型软件 ----- 14

CORE DATA 磁芯参数

/ TOROIDAL MAGNETIC POWDER CORES 环形磁芯

NPX SERIES / 系列 -----	19
NPA SERIES / 系列 -----	25
NPV SERIES / 系列 -----	31
NPC SERIES / 系列 -----	37
NPN-LH SERIES / 系列 -----	43
NPH SERIES / 系列 -----	47
NPH-L SERIES / 系列 -----	53
NPF SERIES / 系列 -----	59
NPN SERIES / 系列 -----	67
PPI SERIES / 系列 -----	71
NPU SERIES / 系列 -----	75

/ SPECIAL-SHAPED CORE SERIES 异形磁芯系列

BLOCK CORE / 方块磁芯 -----	81
CYLINDER CORE / 圆柱磁芯 -----	83
ELLIPSE CORE / 椭圆磁芯 -----	84
RHOMBUS CORE / 菱形磁芯 -----	85
EQ CORE / EQ 磁芯 -----	87
SEP CORE / SEP 磁芯 -----	88
UU CORE / UU 磁芯 -----	89
EE CORE / EE 磁芯 -----	90
ILLUSTRATION OF CORE COMBINATION / 磁芯组合示例 -----	91

CONTENTS

Soft Magnetic Materials - Powder Core

- Distributed air gap is the most significant advantage and ensures low core loss for high frequency applications.
- All the core series are the best choices for DC-DC, PFC and INV chokes.

软磁材料 - 金属粉芯

- 均匀分布式气隙是其最大的优势,能满足高频应用中低损耗需求。
- 所有系列磁芯是 DC-DC、PFC、INV 等储能电感应用的最佳选择。

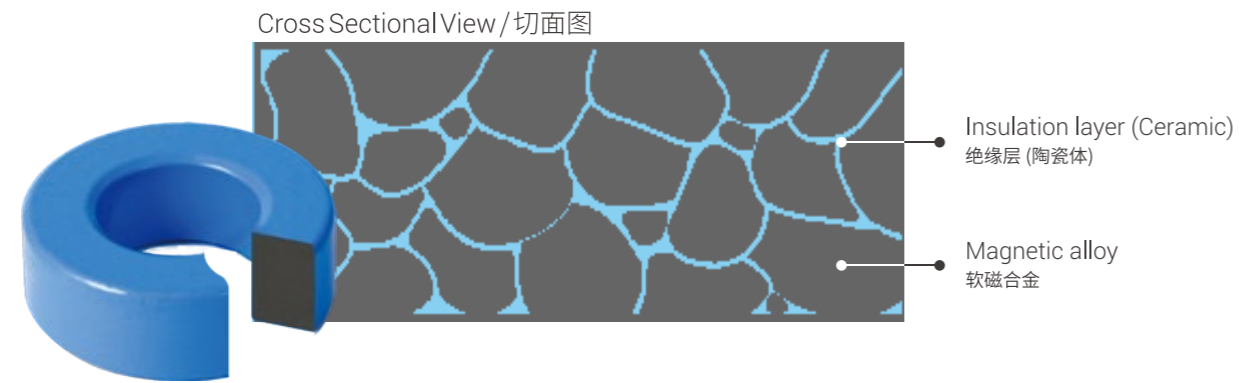
PART ONE

General Information

基本资料

POCO MAGNETIC

Distributed air gap 分布式气隙 → Ignore coil Eddy-current loss 线圈涡流损耗可忽略不计

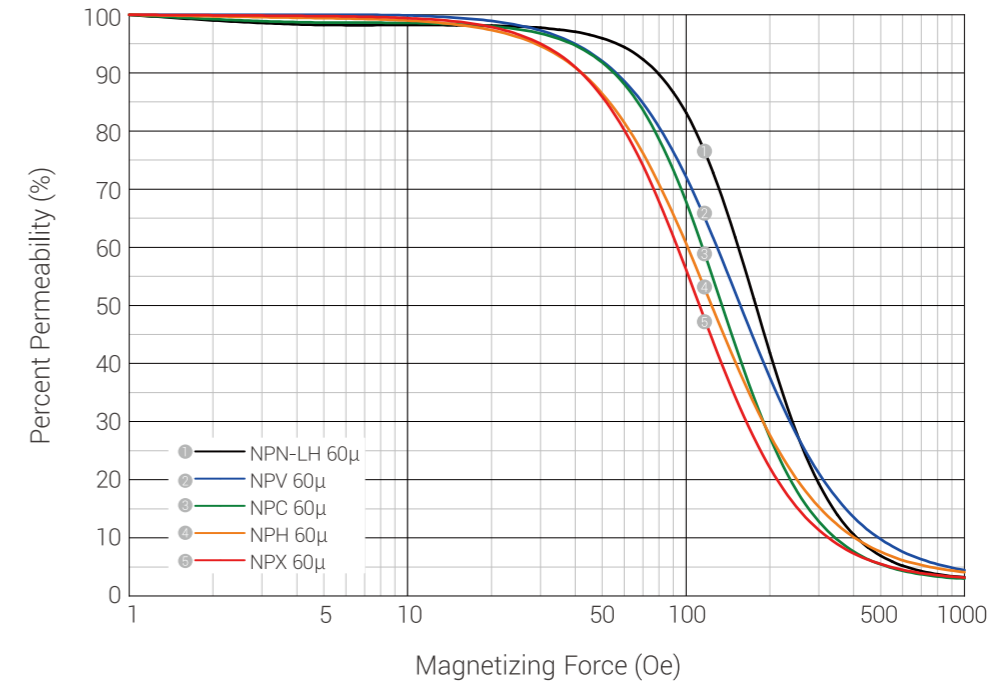


Inorganic binder 完全无机物粘合 → No thermal aging effect 无热老化现象

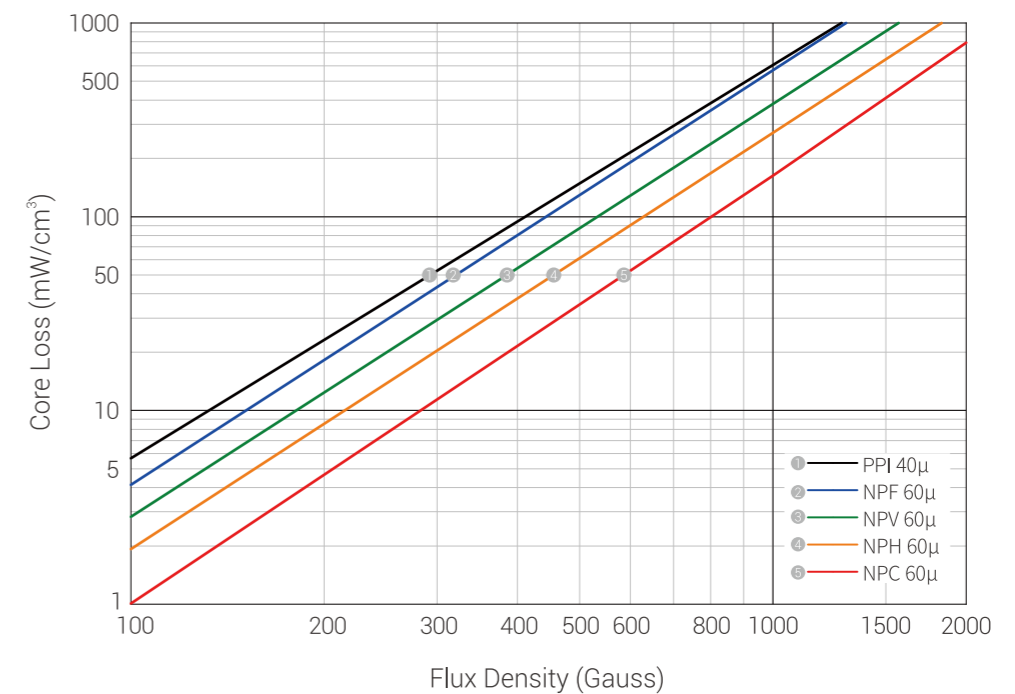
• Powder core material comparisons / 磁芯材料的比较

Materials		Permeability	Bs (Gauss)	Core Loss	DC Bias	Relative Cost	Temperature Stabilization	Curie Temperature (°C)	Coating
POCO	Equal								
NPX	-	19, 26, 60	9,500	Lowest	Good	★★★★☆	Better	550	Blue
NPA	-	19, 26, 60	9,500	Lowest	Good	★★★★	Better	550	Blue
NPV	-	26, 60	15,000	Low	Best	★★☆	Better	700	Green
NPC	-	26, 60	12,500	Lower	Better	★★☆	Better	600	Green
NPN-LH	High Flux	60	15,000	Low	Best	★★★★★	Better	500	Blue
NPH	Amorphous	26, 60	12,000	Low	Better	★★	Better	600	Blue
NPH-L	-	26, 60	10,000	Lower	Good	★★★	Better	550	Blue
NPF	Fe6.5Si	26, 40, 60, 75, 90	15,000	Medium	Best	★★	Better	700	Blue
PPI	Iron	40	13,000	Medium	Good	★★	Good	700	Green
Silicon Steel (Gapped)		-	18,000	High	-	Lowest	Good	740	-
Amorphous C Core (Gapped)		-	15,000	Low	-	Higher	Good	600	-
Ferrite (Gapped)		-	4,500	Lowest	-	Lowest	Poor	100~300	-

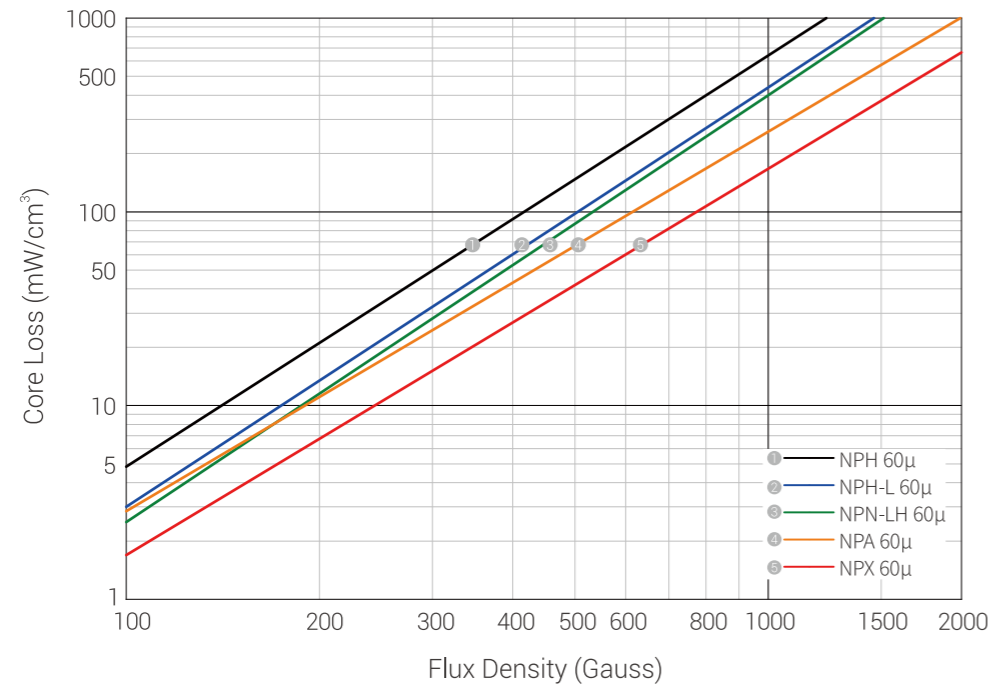
• DC Bias Comparisons



• Core Loss Comparisons (at 50kHz)



• Core Loss Comparisons (at 100kHz)



Tolerance of A_L value / 感量公差

Core size	A_L
OD<106	±12%
OD≥106	±8%

* The above information is for reference only, please refer to POCO for details.
以上信息仅供参考, 详情请咨询铂科。

Inductance / 电感量

Inductance (L) can be calculated via the following formula.
电感量可以根据以下公式计算得出。

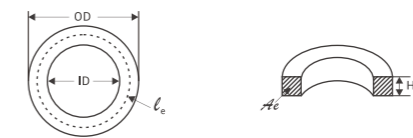
$$L = A_L N^2$$

$$L = \frac{4\pi\mu N^2 A_e}{\ell_e}$$

- L = inductance
电感量 (nH) 1H=10³mH=10⁶μH=10⁹nH
- A_L = inductance factor
电感系数 (nH/N²)
- N = number of turns
圈数
- A_e = effective cross section area
有效横截面积 (cm²)
- ℓ_e = effective magnetic path length
有效磁路长度
- μ = permeability
磁导率

Effective cross-sectional area and effective magnetic path length / 有效横截面积与有效磁路长度

The calculation formula of effective cross-sectional area and effective magnetic circuit length of annular magnetic core. / 环形磁芯的有效横截面积与有效磁路长度的计算公式。



$$A_e = \frac{OD-ID}{2} \times Ht$$

$$\ell_e = \frac{\pi(OD-ID)}{\ln\left(\frac{OD}{ID}\right)}$$

$$V_e = \ell_e \times A_e$$

- A_e = effective cross section area
有效横截面积 (cm²)
- ℓ_e = effective magnetic path length
有效磁路长度
- V_e = effective core volume
有效磁芯体积 (cm³)
- OD = outside diameter of the core
磁芯外径 (mm)
- ID = inside diameter of the core
磁芯内径 (mm)
- Ht = core height
磁芯高度 (mm)

Magnetic Flux Density / 磁通密度

Using Faraday's Law, the maximum flux density is
根据法拉第定律, 可以得出最大磁通密度 (B_{max})。

$$B_{max} = \frac{E_{rms} 10^8}{4.44fA_e N}$$

- B_{max} = maximum flux density
最大磁通密度 (Gauss)
- E_{rms} = voltage across coil
通过线圈正弦电压有效值 (Volts)
- f = frequency
正弦波形电压频率 (Hz)
- A_e = effective cross section area
有效横截面积 (cm^2)
- N = number of turns
圈数

Magnetizing Force / 磁场强度

Using Ampere's Law, the magnetizing Force is:
根据安培定律, 可以得出磁场强度计算公式。

$$H = \frac{0.4\pi NI}{\ell_e}$$

- N = number of turns
圈数
- I = DC current
直流电流 (A)
- ℓ_e = effective magnetic path length
有效磁路长度 (cm)
- H = magnetizing force
磁场强度 (Oe)

Permeability / 磁导率

Permeability is defined as the ratio of flux density to magnetizing force.
磁导率是磁通密度和磁场强度的比值。

$$\mu = \frac{B}{H}$$

- B = flux density
磁通密度 (Gauss)
- H = magnetizing force
磁场强度 (Oe)
- μ = permeability
磁导率

Q Factor / q值

The quality factor (Q) is defined as the ratio of inductance to the effective resistance for an inductor and thus indicates its quality. The Q of wound core can be figured out using the following formula, when ignoring the effects of self-resonance caused by the distributed capacitance.

Q值是指电感器电抗与有效电阻的比值, 它反映了该电感的质量。忽略分布电容的影响, 可用以下公式计算Q值。

$$Q = \frac{\omega L}{R_{dc} + R_{ac} + R_d}$$

$$\omega = 2\pi f \text{ (Hz)}$$

f = frequency

$$L = \text{inductance}$$

电感量 (nH)

$$R_{dc} = \text{DC winding resistance}$$

直流线圈电阻 (Ω)

$$R_{ac} = \text{resistance due to core loss}$$

由于磁芯损耗而产生的电阻 (Ω)

$$R_d = \text{resistance due to winding dielectric loss}$$

由于线圈介电损耗而产生的电阻 (Ω)

$$Q = \text{Q Factor}$$

品质因数

Core Loss / 磁芯损耗

Total core loss is the sum of hysteresis loss, eddy-current loss and residual loss.

磁芯损耗是磁滞损耗、涡流损耗和剩磁损耗的总和。

$$\frac{R_{ac}}{\mu L} = aB_{max} f + cf + ef^2$$

$$R_{ac} = \text{effective resistance due to core loss}$$

有磁芯损耗产生的有效电阻 (Ω)

$$a = \text{hysteresis loss coefficient}$$

磁滞损耗系数

$$c = \text{residual loss coefficient}$$

剩磁损耗系数

$$e = \text{eddy-current loss coefficient}$$

涡流损耗系数

$$\mu, L, B_{max}, f: \text{ as set forth}$$

如前所述

Hysteresis loss is related to irreversibility of the static B-H loop and equal to the area of the loop. When a varying magnetic field passes through the core, eddy currents are induced in it. Joule heat loss by this currents is called eddy-current loss. Residual loss are whatever remains after hysteresis and eddy-current losses have been taken into account.

磁滞损耗为磁滞现象产生的功率损耗, 正比于磁滞回线包围的面积。当穿过磁芯的磁场发生变化时磁芯内产生涡流, 涡流产生的损耗叫做涡流损耗。剩余损耗是除了磁滞损耗和涡流损耗以外其他所有损耗。

• Inductance Calculation / 电感量的计算实例

Electrical Specifications / 电气规格

Core : NPF157060
 A_L : 81 nH/N²
 Number of turns (绕组匝数) : 75T
 Current (电流) : DC 15A

Inductance at 0A / 初始感量(@0A)

$$L@0A = A_L N^2$$

$$= 81 * 75^2 / 1000$$

$$= 455.6 (\mu H)$$

Magnetizing Force at 15A
 电流为15A时磁场强度为:

$$H = 0.4\pi NI / \epsilon_e$$

$$= 0.4 * 3.14 * 75 * 15 / 9.84$$

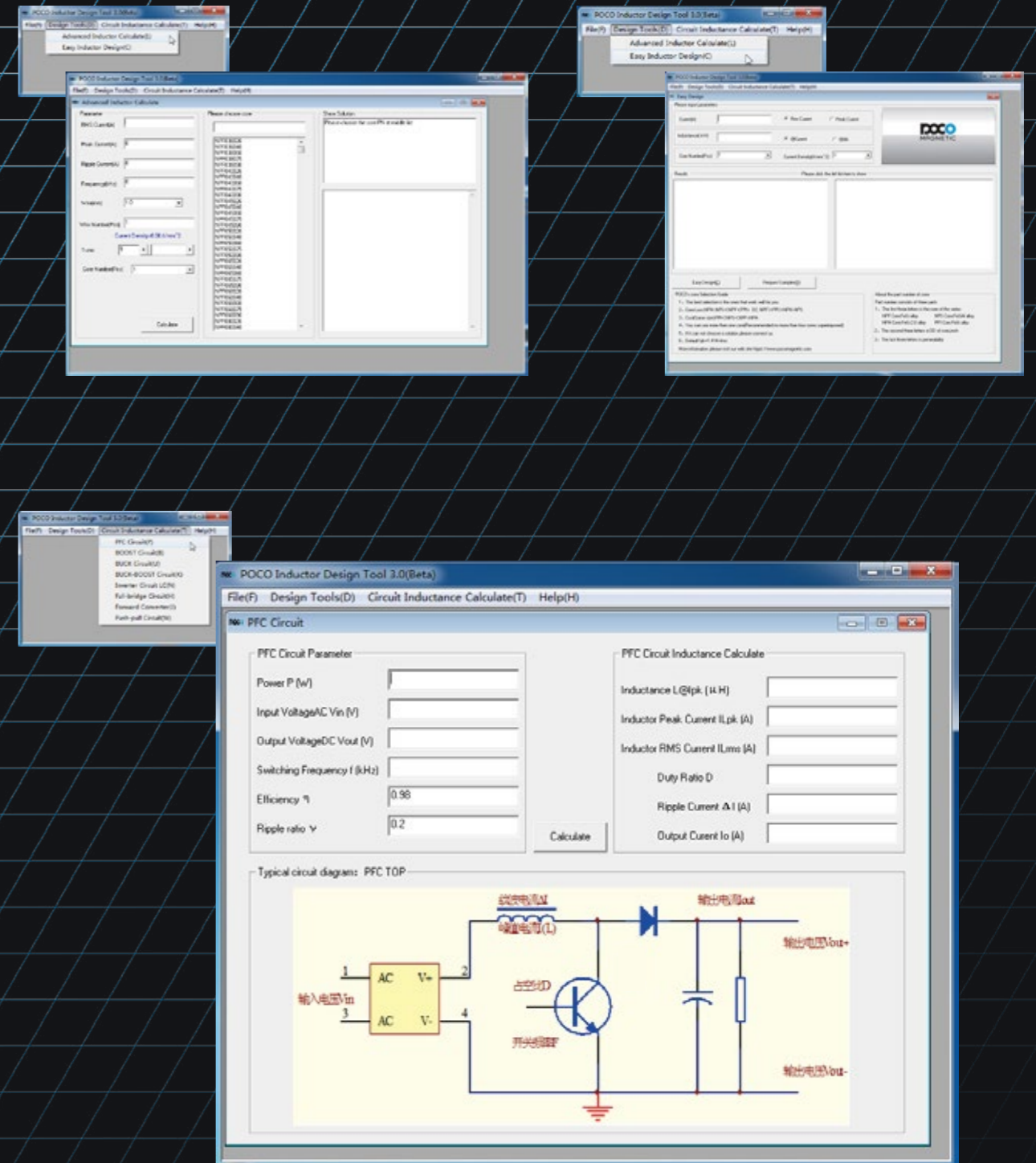
$$= 143.6 (Oe)$$

The magnetizing force is 143.6 Oe, yielding 54% of initial permeability base on the 60μ NPF DC bias curve.

根据 NPF 60μ 直流偏置曲线, 当磁场强度为143.6 Oe 时, 磁导率为初始磁导率的54%。

Therefore, L@15A is
 所以, 15A时的电感量为

$$L@15A = 455.6 * 0.54 = 246 (\mu H)$$



Selection software can be download at www.pocomagnetic.com
 选型软件可在我们公司官网免费下载。

Customized Cores

- In addition to the items shown in this catalog, POCO will gladly produce the customize cores based on your requests. Contact us for more information.

定制服务


- 除本手册列出的产品外, 本公司可根据客户需求, 通过调整磁芯成分和生产工艺来定制磁芯。欢迎联系我们获取更多资讯。

PART TWO

Core Data

磁芯参数

POCO MAGNETIC



TOROIDAL MAGNETIC POWDER CORES

环形磁芯

NPX SERIES / 系列

NPA SERIES / 系列

NPV SERIES / 系列

NPC SERIES / 系列

NPN-LH SERIES / 系列

NPH SERIES / 系列

NPH-L SERIES / 系列

NPF SERIES / 系列

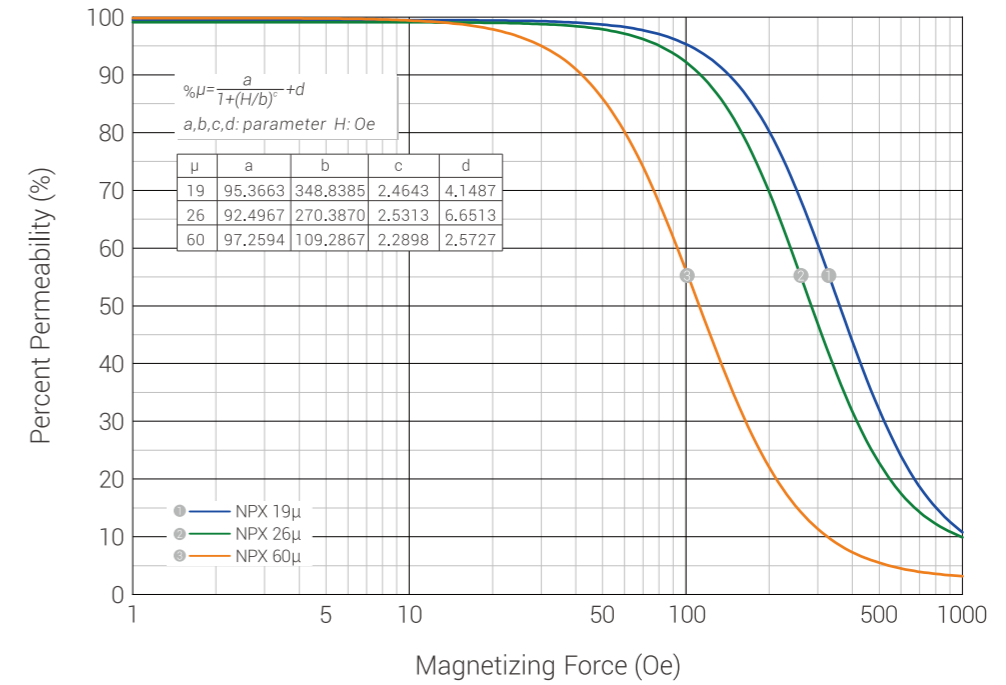
NPN SERIES / 系列

PPI SERIES / 系列

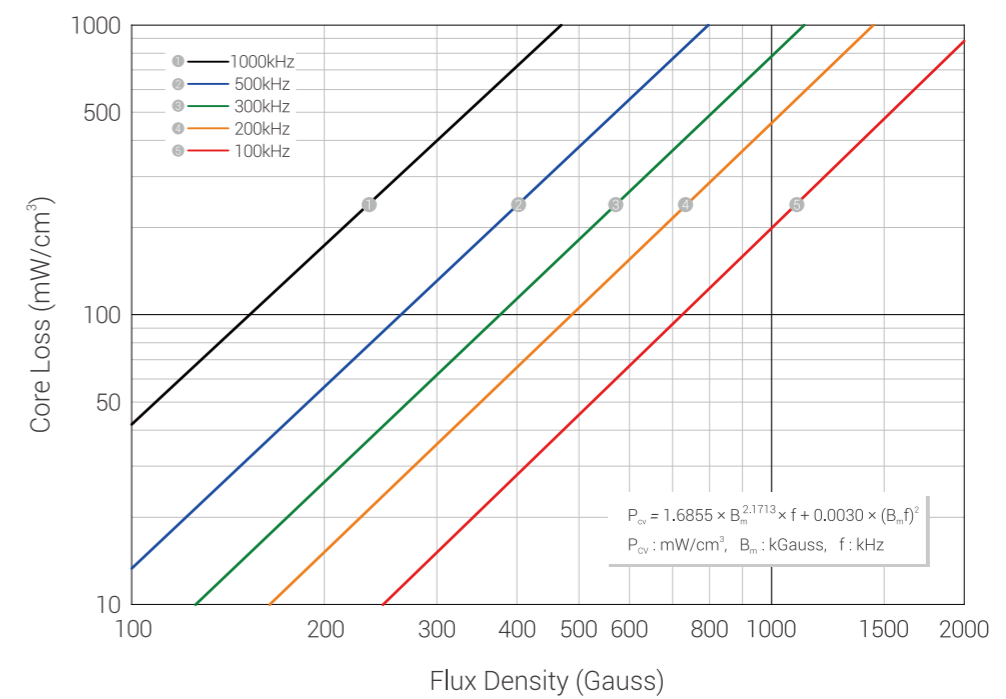
NPU SERIES / 系列



• Permeability vs DC Bias Curves



• Core Loss Curves 19, 26 μ



NPX SERIES

特征

- 均匀分布式气隙
- 高饱和磁通密度 (0.95T)
- 超低损耗
- 低磁致伸缩系数
- 稳定的温度及频率特性

应用

- 谐振电感 (<150 kHz)
- 连续模式 PFC 电感 (150~500 kHz)
- 不连续模式 PFC 电感 (50~120 kHz)
- 反激变压器

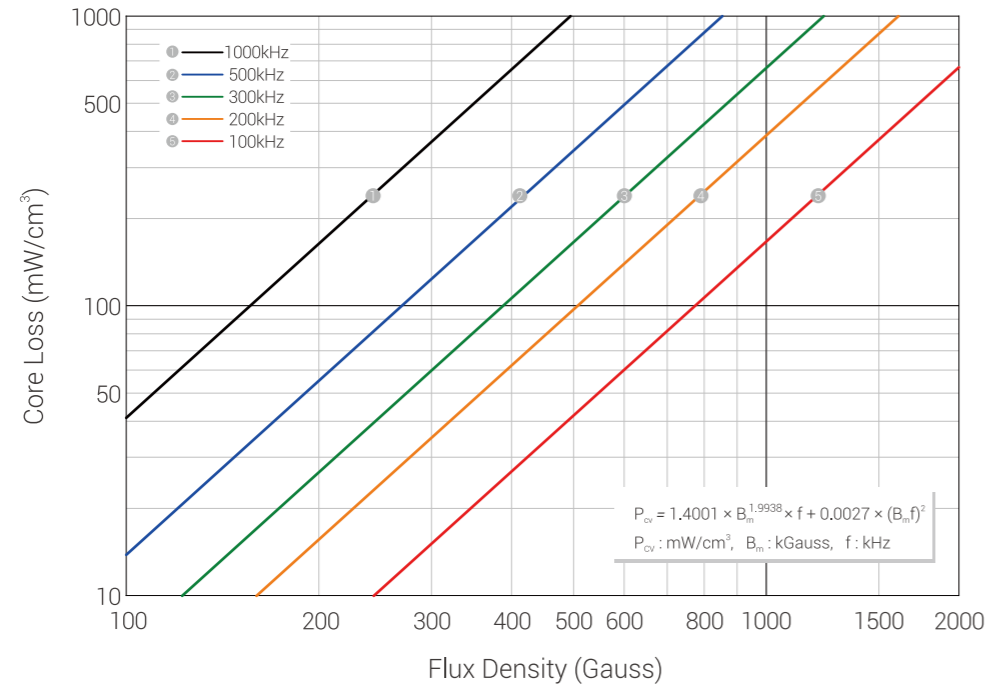
FEATURES

- Distributed air gap
- High saturation flux density (0.95T)
- Ultra-low core loss
- Near zero magnetostriction
- Excellent temperature & frequency stabilization

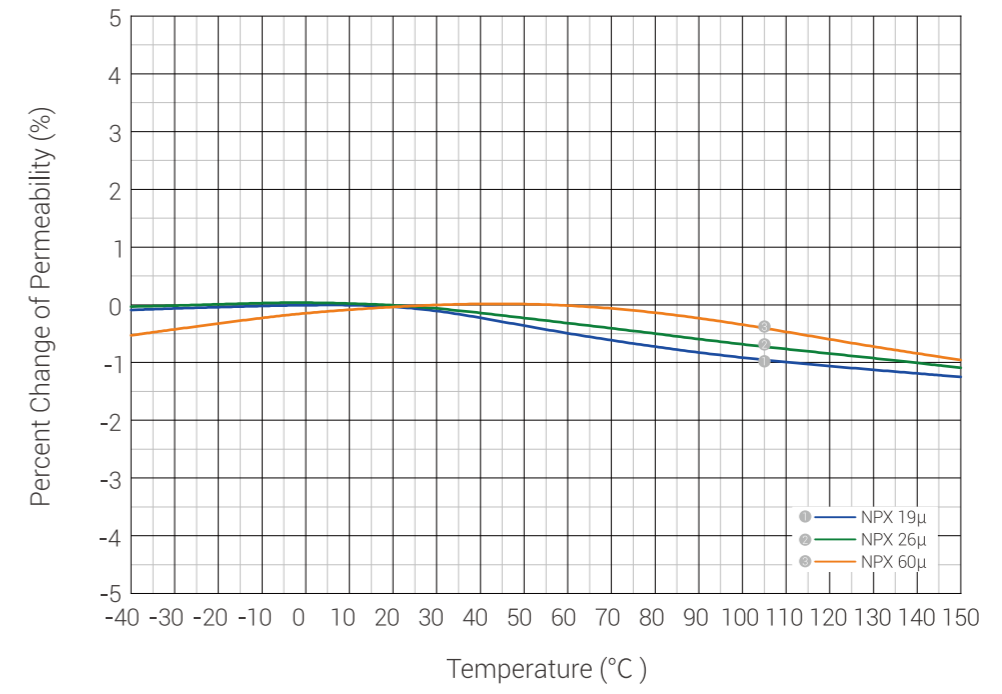
APPLICATIONS

- Resonant inductor (<150 kHz)
- CCM PFC inductor (150~500 kHz)
- DCM PFC inductor (50~120 kHz)
- Fly-back transformer

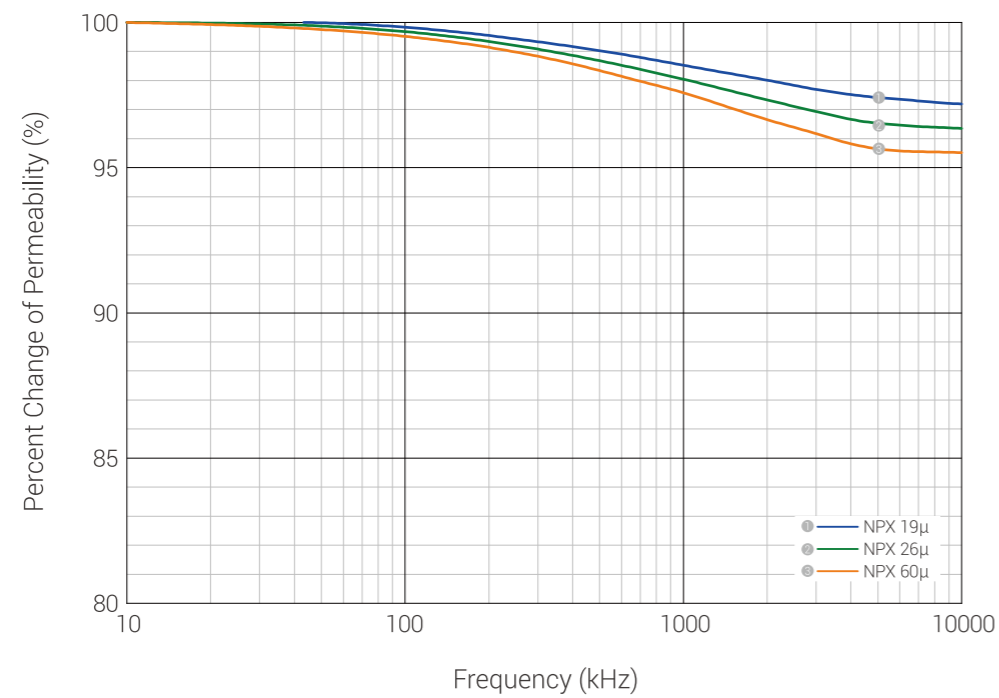
• Core Loss Curves 60μ



• Permeability vs Temperature Curves



• Permeability vs Frequency Curves



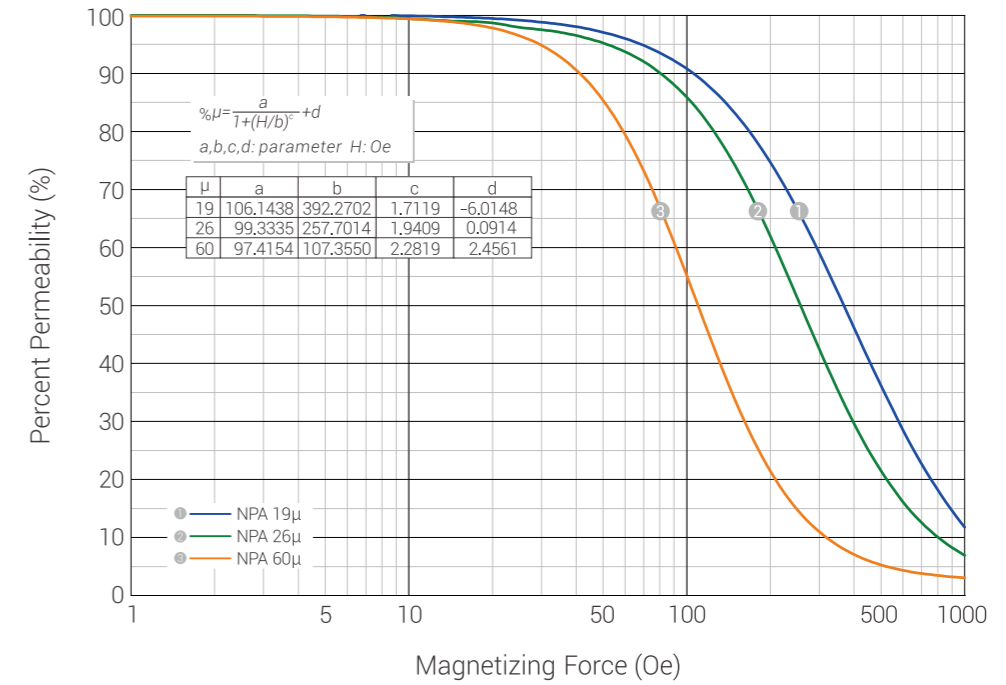
Part Number	Permeability (μ)	A ₁ ±8%	Window Area (Wa)	Cross Section (A)	Magnetic Path Length (l)	Volume (V)	Dimensions (mm)		Package Unit (pcs/box)
							OD (max) * ID (min) * HT (max)		
							Before coating	After coating	
NPX050019	19	8.7	75,600 cmil 0.383 cm ²	0.0173 inch ²	1.229 inch	0.0217 inch ³	12.70*7.62*4.75	13.46*6.99*5.51	5500
NPX050026	26	12		0.111 cm ²	3.12 cm	0.356 cm ³			
NPX050060	60	27							
NPX065019	19	11	140,625cmil 0.713 cm ²	0.0298 inch ²	1.619 inch	0.0483 inch ³	16.64*10.16*6.35	17.40*9.53*7.11	2750
NPX065026	26	15		0.192 cm ²	4.11cm	0.789 cm ³			
NPX065060	60	35							
NPX068019	19	13.8	126,000 cmil 0.638 cm ²	0.0360 inch ²	1.630 inch	0.0587 inch ³	17.27*9.65*6.35	18.03*9.02*7.11	2750
NPX068026	26	19		0.232 cm ²	4.14 cm	0.961 cm ³			
NPX068060	60	43							
NPX080019	19	10	225,600 cmil 1.140 cm ²	0.0350 inch ²	2.010 inch	0.0704 inch ³	20.32*12.70*6.35	21.08*12.07*7.11	810
NPX080026	26	14		0.226 cm ²	5.09 cm	1.151 cm ³			
NPX080060	60	32							
NPX090019	19	13.8	277,700 cmil 1.410 cm ²	0.0513 inch ²	2.230 inch	0.1146 inch ³	22.86*13.97*7.62	23.62*13.39*8.38	810
NPX090026	26	19		0.331 cm ²	5.67 cm	1.877 cm ³			
NPX090060	60	43							
NPX092019	19	16	293,800 cmil 1.490 cm ²	0.0610 inch ²	2.320 inch	0.1415 inch ³	23.57*14.40*8.89	24.28*13.77*9.70	729
NPX092026	26	22		0.388 cm ²	5.88 cm	2.281 cm ³			
NPX092060	60	51							
NPX106019	19	23.6	308,000 cmil 1.560 cm ²	0.1014 inch ²	2.500 inch	0.2536 inch ³	26.92*14.73*11.18	27.70*14.10*11.99	448
NPX106026	26	32		0.654 cm ²	6.35 cm	4.154 cm ³			
NPX106060	60	75							
NPX107019	19	35	240,706 cmil 1.220 cm ²	0.1390 inch ²	2.528 inch	0.3514 inch ³	28.25*13.10*12.05	29.05*12.47*13.00	448
NPX107026	26	48		0.897 cm ²	6.42 cm	5.758 cm ³			
NPX107060	60	112							
NPX130019	19	20	577,600 cmil 2.930 cm ²	0.1042 inch ²	3.210 inch	0.3354 inch ³	33.02*19.94*10.67	33.83*19.30*11.61	252
NPX130026	26	28		0.672 cm ²	8.15 cm	5.477 cm ³			
NPX130060	60	61							
NPX131019	19	26.3	465,628 cmil 2.360 cm ²	0.1309 inch ²	3.074 inch	0.4193 inch ³	33.27*18.00*11.52	34.08*17.36*12.50	252
NPX131026	26	36		0.844 cm ²	7.81 cm	6.871 cm ³			
NPX131060	60	83							
NPX135019	19	12	788,500 cmil 4.010 cm ²	0.0704 inch ²	3.530 inch	0.2485 inch ³	34.29*23.37*8.89	35.20*22.56*9.83	288
NPX135026	26	16		0.454 cm ²	8.95 cm	4.063 cm ³			
NPX135060	60	38							
NPX141019	19	17.6	719,100 cmil 3.629 cm ²	0.1051 inch ²	3.540 inch	0.3721 inch ³	35.81*22.35*10.46	36.70*21.50*11.28	252
NPX141026	26	24		0.678 cm ²	8.98 cm	6.088 cm ³			
NPX141060	60	56							

Part Number	Permeability (μ)	A ₁ ±8%	Window Area (Wa)	Cross Section (A)	Magnetic Path Length (l)	Volume (V)	Dimensions (mm)		Package Unit (pcs/box)
							OD (max) * ID (min) * HT (max)		
							Before coating	After coating	
NPX157019	19	25.6	842,700 cmil 4.270 cm ²	0.1662 inch ²	3.880 inch	0.6449 inch ³	39.88*24.13*14.48	40.69*23.32*15.37	150
NPX157026	26	35		1.072 cm ²	9.84 cm	10.549 cm ³			
NPX157060	60	81							
NPX158019	19	38.7	700,415 cmil 3.550 cm ²	0.2383 inch ²	3.744 inch	0.9180 inch ³	40.13*22.08*17.00	40.94*21.27*17.89	125
NPX158026	26	53		1.537 cm ²	9.51 cm	15.043 cm ³			
NPX158060	60	122							
NPX184019	19	43	842,700 cmil 4.270 cm ²	0.3080 inch ²	4.230 inch	1.3030 inch ³	46.74*24.13*18.03	47.63*23.32*18.92	125
NPX184026	26	59		1.990 cm ²	10.74 cm	21.373 cm ³			
NPX184060	60	135							

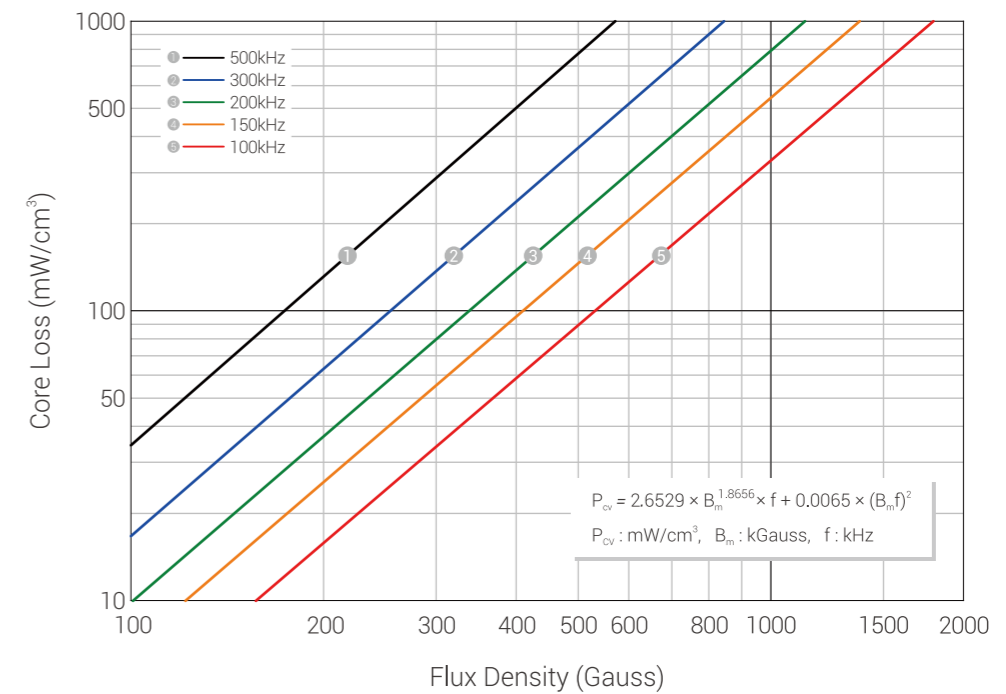




• Permeability vs DC Bias Curves



• Core Loss Curves 19, 26μ



/ NPA SERIES

特征

- 具有均匀分布式气隙
- 高饱和磁通密度(0.95T)
- 超低损耗
- 低磁致伸缩系数
- 稳定的温度及频率特性

FEATURES

- Distributed air gap
- High saturation flux density (0.95T)
- Ultra-low core loss
- Near zero magnetostriction
- Excellent temperature & frequency stability

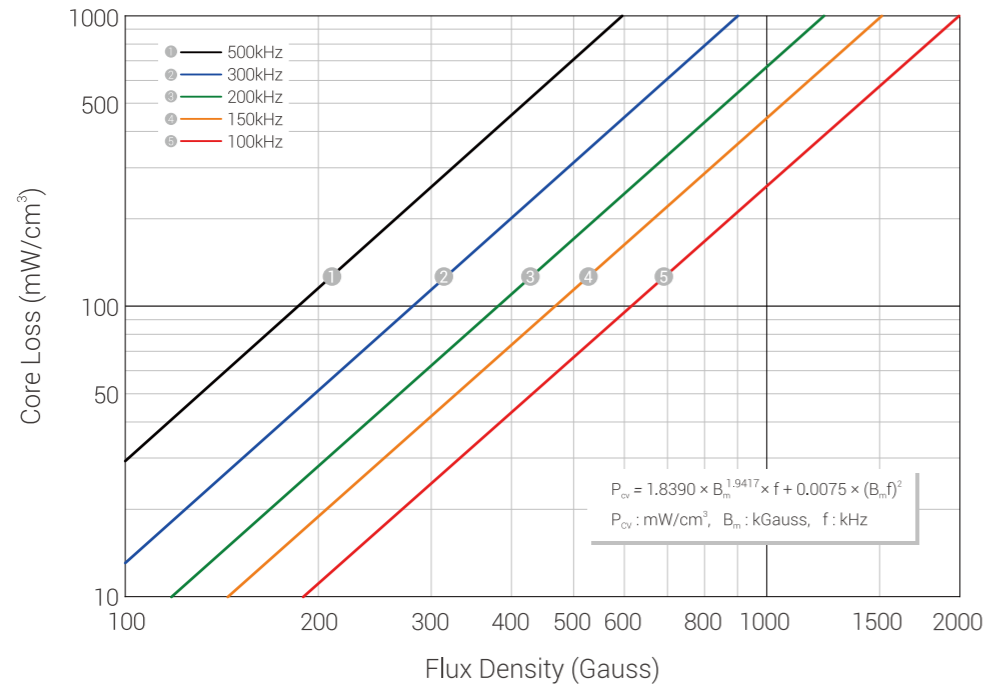
应用

- 谐振电感(<150kHz)
- PFC电感(150~500kHz)
- 反激变压器

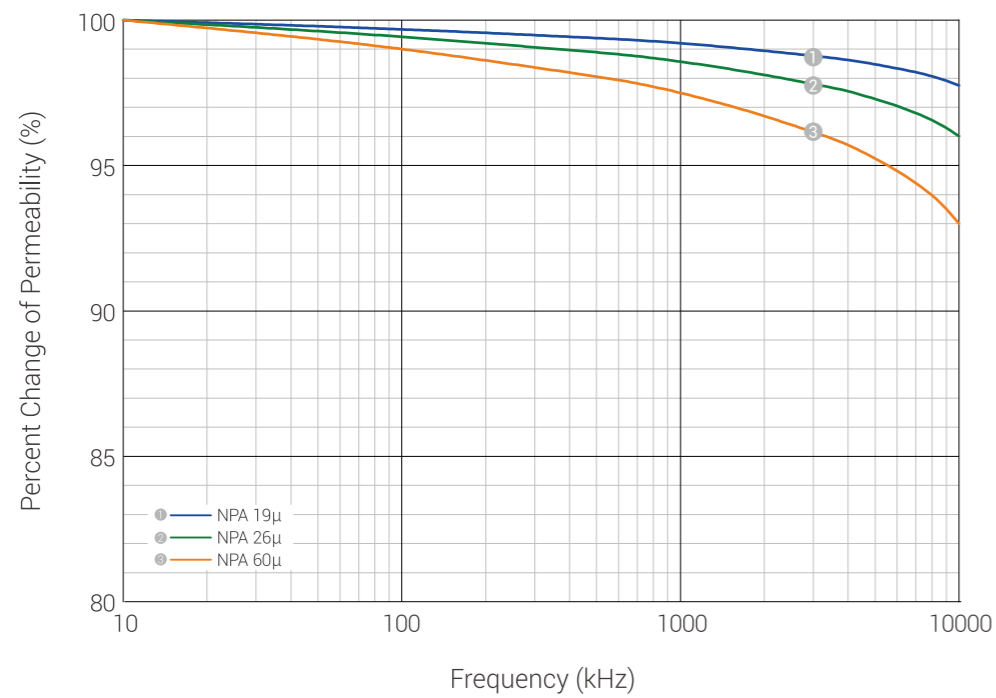
APPLICATIONS

- Resonant Inductor (<150kHz)
- PFC Inductor (150~500kHz)
- Fly-back Transformer

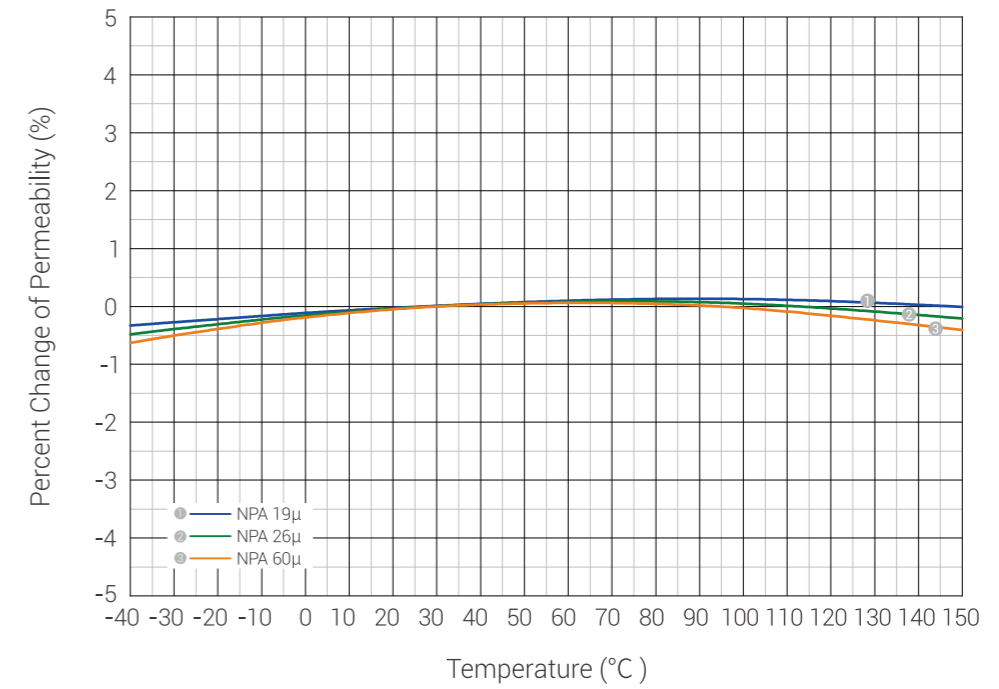
• Core Loss Curves 60μ



• Permeability vs Frequency Curves



• Permeability vs Temperature Curves



Part Number	Permeability (μ)	A ₁ ±8%	Window Area (Wa)	Cross Section (A)	Magnetic Path Length (l)	Volume (V)	Dimensions (mm)		Package Unit (pcs/box)
							OD (max) * ID (min) * HT (max)		
							Before coating	After coating	
NPA050019	19	8.7	75,600 cmil 0.383 cm ²	0.0173 inch ² 0.111 cm ²	1.229 inch 3.12 cm	0.0217 inch ³ 0.356 cm ³	12.70*7.62*4.75	13.46*6.99*5.51	5500
NPA050026	26	12							
NPA050060	60	27							
NPA065019	19	11	140,625cmil 0.713 cm ²	0.0298 inch ² 0.192 cm ²	1.619 inch 4.11cm	0.0483 inch ³ 0.789 cm ³	16.64*10.16*6.35	17.40*9.53*7.11	2750
NPA065026	26	15							
NPA065060	60	35							
NPA068019	19	13.8	126,000 cmil 0.638 cm ²	0.0360 inch ² 0.232 cm ²	1.630 inch 4.14 cm	0.0587 inch ³ 0.961 cm ³	17.27*9.65*6.35	18.03*9.02*7.11	2750
NPA068026	26	19							
NPA068060	60	43							
NPA080019	19	10	225,600 cmil 1.140 cm ²	0.0350 inch ² 0.226 cm ²	2.010 inch 5.09 cm	0.0704 inch ³ 1.151 cm ³	20.32*12.70*6.35	21.08*12.07*7.11	810
NPA080026	26	14							
NPA080060	60	32							
NPA090019	19	13.8	277,700 cmil 1.410 cm ²	0.0513 inch ² 0.331 cm ²	2.230 inch 5.67 cm	0.1146 inch ³ 1.877 cm ³	22.86*13.97*7.62	23.62*13.39*8.38	810
NPA090026	26	19							
NPA090060	60	43							
NPA092019	19	16	293,800 cmil 1.490 cm ²	0.0610 inch ² 0.388 cm ²	2.320 inch 5.88 cm	0.1415 inch ³ 2.281 cm ³	23.57*14.40*8.89	24.28*13.77*9.70	729
NPA092026	26	22							
NPA092060	60	51							
NPA106019	19	23.6	308,000 cmil 1.560 cm ²	0.1014 inch ² 0.654 cm ²	2.500 inch 6.35 cm	0.2536 inch ³ 4.154 cm ³	26.92*14.73*11.18	27.70*14.10*11.99	448
NPA106026	26	32							
NPA106060	60	75							
NPA107019	19	35	240,706 cmil 1.220 cm ²	0.1390 inch ² 0.897 cm ²	2.528 inch 6.42 cm	0.3514 inch ³ 5.758 cm ³	28.25*13.10*12.05	29.05*12.47*13.00	448
NPA107026	26	48							
NPA107060	60	112							
NPA130019	19	20	577,600 cmil 2.930 cm ²	0.1042 inch ² 0.672 cm ²	3.210 inch 8.15 cm	0.3354 inch ³ 5.477 cm ³	33.02*19.94*10.67	33.83*19.30*11.61	252
NPA130026	26	28							
NPA130060	60	61							
NPA131019	19	26.3	465,628 cmil 2.360 cm ²	0.1309 inch ² 0.844 cm ²	3.074 inch 7.81 cm	0.4193 inch ³ 6.871 cm ³	33.27*18.00*11.52	34.08*17.36*12.50	252
NPA131026	26	36							
NPA131060	60	83							
NPA135019	19	12	788,500 cmil 4.010 cm ²	0.0704 inch ² 0.454 cm ²	3.530 inch 8.95 cm	0.2485 inch ³ 4.063 cm ³	34.29*23.37*8.89	35.20*22.56*9.83	288
NPA135026	26	16							
NPA135060	60	38							
NPA141019	19	17.6	719,100 cmil 3.629 cm ²	0.1051 inch ² 0.678 cm ²	3.540 inch 8.98 cm	0.3721 inch ³ 6.088 cm ³	35.81*22.35*10.46	36.70*21.50*11.28	252
NPA141026	26	24							
NPA141060	60	56							

Part Number	Permeability (μ)	A ₁ ±8%	Window Area (Wa)	Cross Section (A)	Magnetic Path Length (l)	Volume (V)	Dimensions (mm)		Package Unit (pcs/box)
							OD (max) * ID (min) * HT (max)		
							Before coating	After coating	
NPA157019	19	25.6	842,700 cmil 4.270 cm ²	0.1662 inch ² 1.072 cm ²	3.880 inch 9.84 cm	0.6449 inch ³ 10.549 cm ³	39.88*24.13*14.48	40.69*23.32*15.37	150
NPA157026	26	35							
NPA157060	60	81							
NPA158019	19	38.7	700,415 cmil 3.550 cm ²	0.2383 inch ² 1.537 cm ²	3.744 inch 9.51 cm	0.9180 inch ³ 15.043 cm ³	40.13*22.08*17.00	40.94*21.27*17.89	125
NPA158026	26	53							
NPA158060	60	122							
NPA184019	19	43	842,700 cmil 4.270 cm ²	0.3080 inch ² 1.990 cm ²	4.230 inch 10.74 cm	1.3030 inch ³ 21.373 cm ³	46.74*24.13*18.03	47.63*23.32*18.92	125
NPA184026	26	59							
NPA184060	60	135							





NPV SERIES

特征

- 铁硅合金
- 高饱和磁通密度 (1.5T)
- 低损耗
- 优秀的直流偏置
- 高性价比

应用

- 新能源汽车
- 不间断电源
- 光伏逆变器

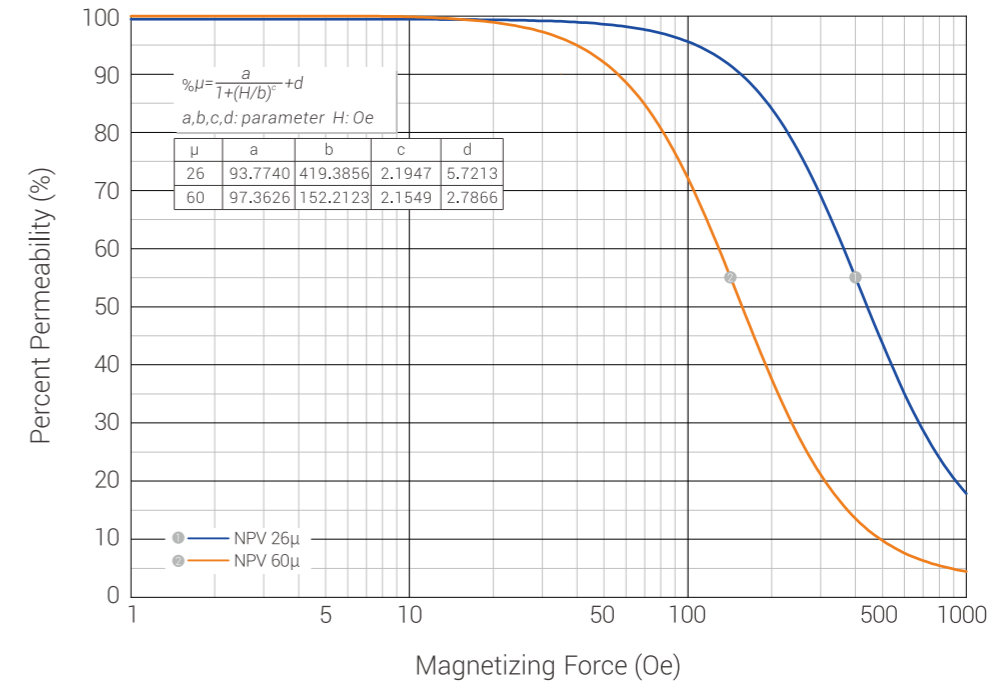
FEATURES

- Silicon iron alloy with distributed air gap
- High saturation flux density (1.5T)
- Lower core loss
- Excellent DC bias performance
- Cost effective

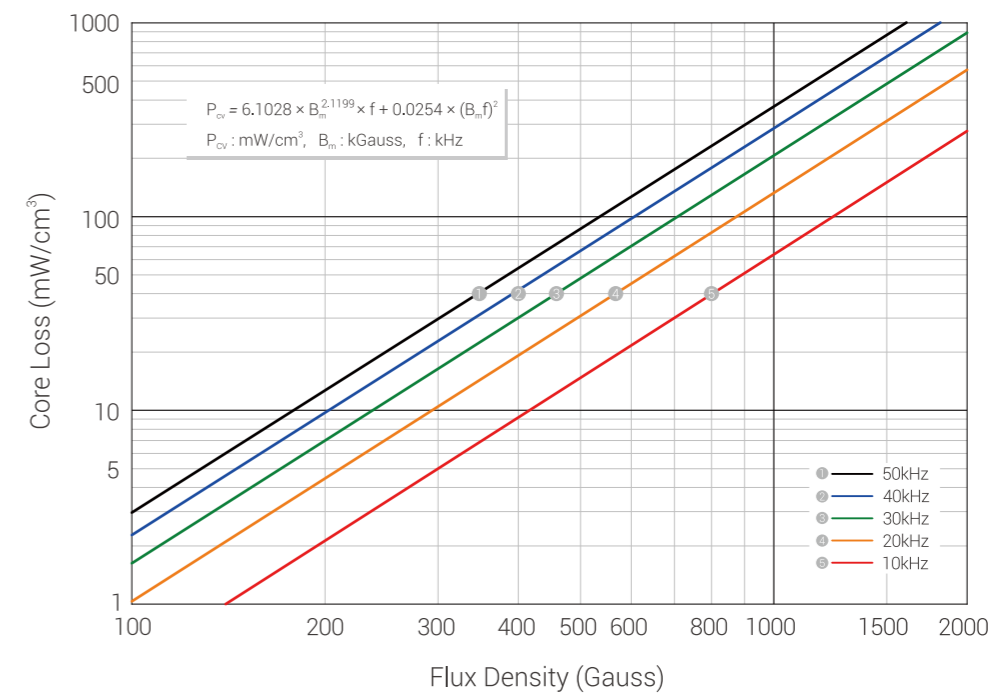
APPLICATIONS

- New energy vehicle
- UPS
- PV inverter

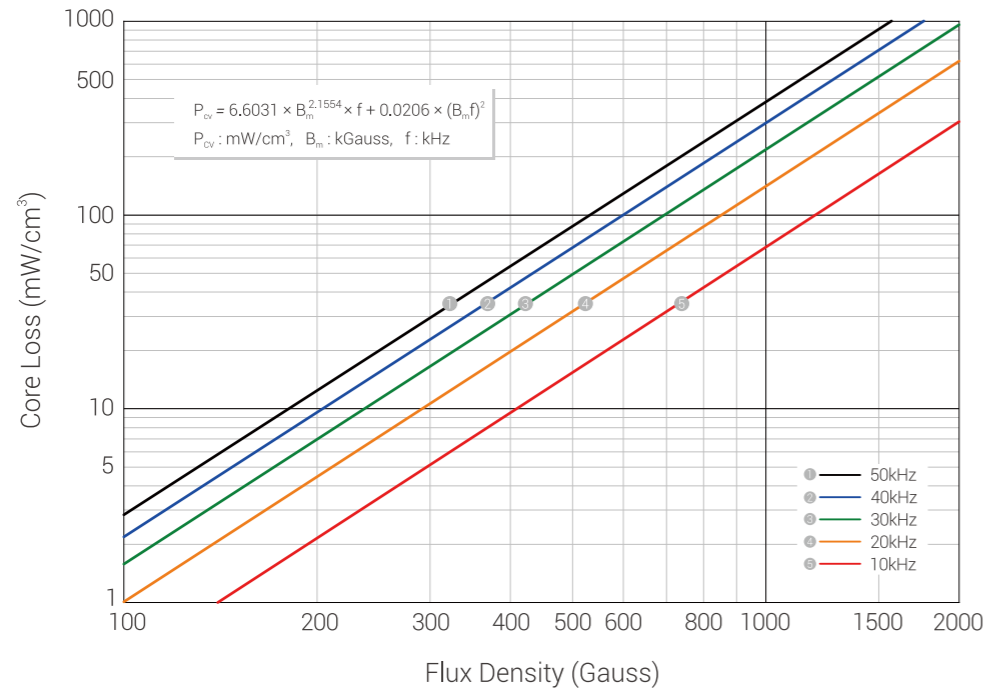
• Permeability vs DC Bias Curves



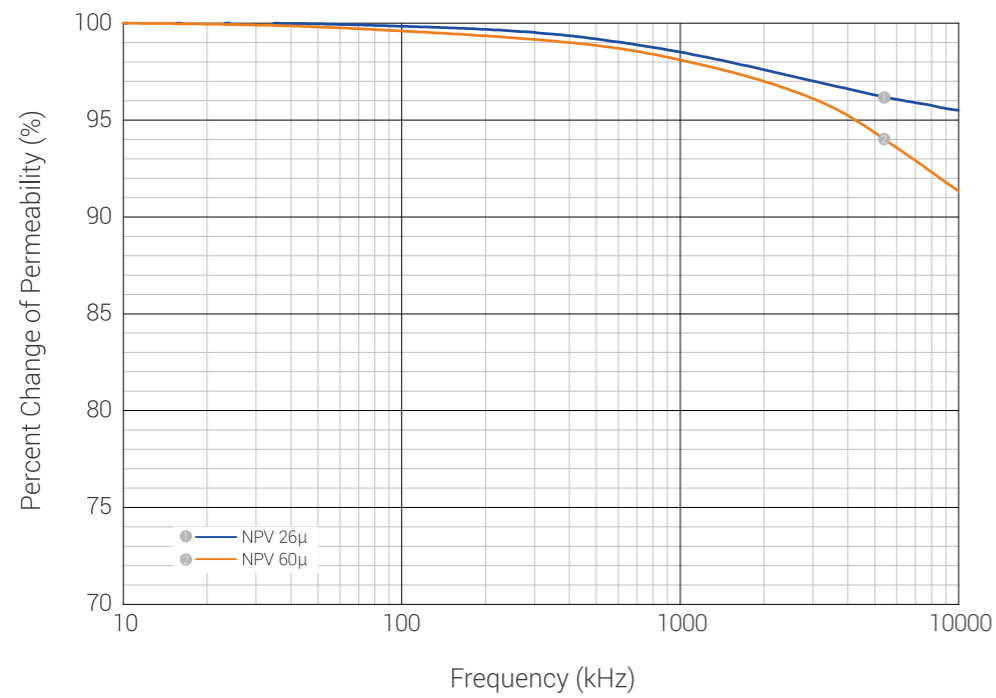
• Core Loss Curves 26μ



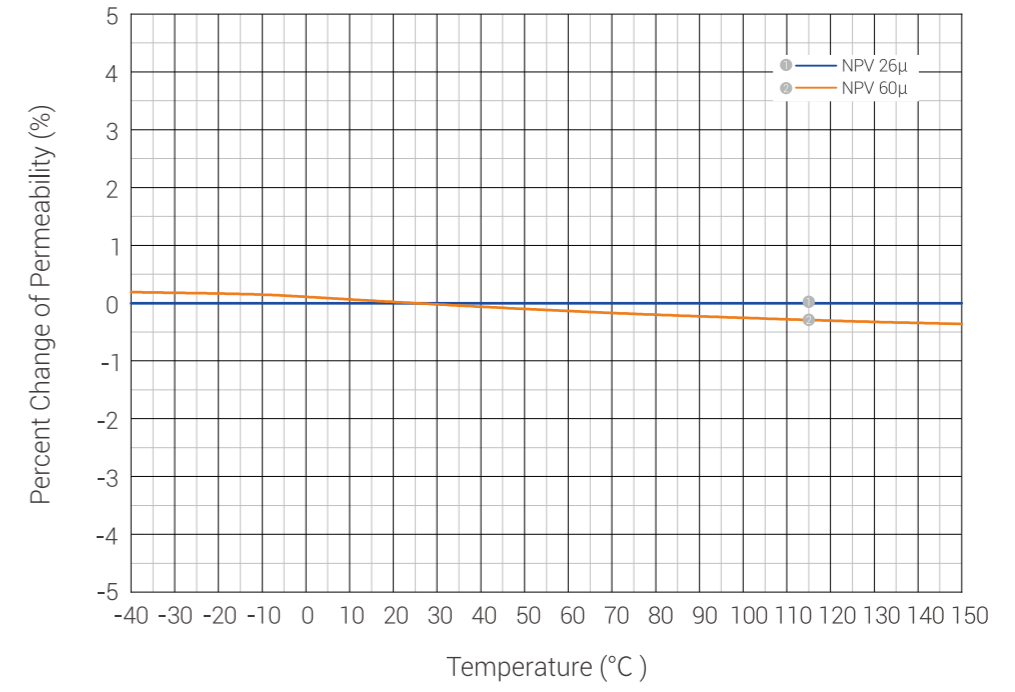
• Core Loss Curves 60μ



• Permeability vs Frequency Curves



• Permeability vs Temperature Curves



NPV SERIES

Part Number	Permeability (μ)	A ₁ ±8%	Window Area (Wa)	Cross Section (A)	Magnetic Path Length (l)	Volume (V)	Dimensions (mm)		Package Unit (pcs/box)
							OD (max) * ID (min) * HT (max)		
							Before coating	After coating	
NPV050026	26	12	75,600 cmil	0.0173 inch ²	1.229 inch	0.0217 inch ³	12.70*7.62*4.75	13.46*6.99*5.51	5500
NPV050060	60	27	0.383 cm ²	0.111 cm ²	3.12 cm	0.356 cm ³			
NPV065026	26	15	140,625 cmil	0.0298 inch ²	1.619 inch	0.0483 inch ³	16.64*10.16*6.35	17.40*9.53*7.11	2750
NPV065060	60	35	0.713 cm ²	0.192 cm ²	4.11 cm	0.789 cm ³			
NPV068026	26	19	126,000 cmil	0.0360 inch ²	1.630 inch	0.0587 inch ³	17.27*9.65*6.35	18.03*9.02*7.11	2750
NPV068060	60	43	0.638 cm ²	0.232 cm ²	4.14 cm	0.961 cm ³			
NPV080026	26	14	225,600 cmil	0.0350 inch ²	2.010 inch	0.0704 inch ³	20.32*12.70*6.35	21.08*12.07*7.11	810
NPV080060	60	32	1.140 cm ²	0.226 cm ²	5.09 cm	1.151 cm ³			
NPV090026	26	19	277,700 cmil	0.0513 inch ²	2.230 inch	0.1146 inch ³	22.86*13.97*7.62	23.62*13.39*8.38	810
NPV090060	60	43	1.410 cm ²	0.331 cm ²	5.67 cm	1.877 cm ³			
NPV092026	26	22	293,800 cmil	0.0610 inch ²	2.320 inch	0.1415 inch ³	23.57*14.40*8.89	24.28*13.77*9.70	729
NPV092060	60	51	1.490 cm ²	0.388 cm ²	5.88 cm	2.281 cm ³			
NPV106026	26	32	308,000 cmil	0.1014 inch ²	2.500 inch	0.2536 inch ³	26.92*14.73*11.18	27.70*14.10*11.99	448
NPV106060	60	75	1.560 cm ²	0.654 cm ²	6.35 cm	4.154 cm ³			
NPV107026	26	48	240,706 cmil	0.1390 inch ²	2.528 inch	0.3514 inch ³	28.25*13.10*12.05	29.05*12.47*13.00	448
NPV107060	60	112	1.220 cm ²	0.897 cm ²	6.42 cm	5.758 cm ³			
NPV130026	26	28	577,600 cmil	0.1042 inch ²	3.210 inch	0.3354 inch ³	33.02*19.94*10.67	33.83*19.30*11.61	252
NPV130060	60	61	2.930 cm ²	0.672 cm ²	8.15 cm	5.477 cm ³			
NPV131026	26	36	465,628 cmil	0.1309 inch ²	3.074 inch	0.4193 inch ³	33.27*18.00*11.52	34.08*17.36*12.50	252
NPV131060	60	83	2.360 cm ²	0.844 cm ²	7.81 cm	6.871 cm ³			
NPV135026	26	16	788,500 cmil	0.0704 inch ²	3.530 inch	0.2485 inch ³	34.29*23.37*8.89	35.20*22.56*9.83	288
NPV135060	60	38	4.010 cm ²	0.454 cm ²	8.95 cm	4.063 cm ³			
NPV141026	26	24	719,100 cmil	0.1051 inch ²	3.540 inch	0.3721 inch ³	35.81*22.35*10.46	36.70*21.50*11.28	252
NPV141060	60	56	3.629 cm ²	0.678 cm ²	8.98 cm	6.088 cm ³			
NPV157026	26	35	842,700 cmil	0.1662 inch ²	3.880 inch	0.6449 inch ³	39.88*24.13*14.48	40.69*23.32*15.37	150
NPV157060	60	81	4.270 cm ²	1.072 cm ²	9.84 cm	10.549 cm ³			
NPV158026	26	53	700,415 cmil	0.2383 inch ²	3.744 inch	0.9180 inch ³	40.13*22.08*17.00	40.94*21.27*17.89	125
NPV158060	60	122	3.550 cm ²	1.537 cm ²	9.51 cm	15.043 cm ³			
NPV184026	26	59	842,700 cmil	0.3080 inch ²	4.230 inch	1.3030 inch ³	46.74*24.13*18.03	47.63*23.32*18.92	125
NPV184060	60	135	4.270 cm ²	1.990 cm ²	10.74 cm	21.373 cm ³			
NPV185026	26	37	1,206,000 cmil	0.2080 inch ²	4.580 inch	0.9526 inch ³	46.74*28.70*15.24	47.60*27.69*16.13	150
NPV185060	60	86	6.110 cm ²	1.340 cm ²	11.63 cm	15.584 cm ³			

NPV SERIES

Part Number	Permeability (μ)	A ₁ ±8%	Window Area (Wa)	Cross Section (A)	Magnetic Path Length (l)	Volume (V)	Dimensions (mm)		Package Unit (pcs/box)
							OD (max) * ID (min) * HT (max)		
							Before coating	After coating	
NPV200026	26	32	1,484,000 cmil	0.1940 inch ²	5.020 inch	0.9739 inch ³	50.80*31.75*13.46	51.69*30.94*14.35	96
NPV200060	60	73	7.500 cm ²	1.251 cm ²	12.73 cm	15.929 cm ³			
NPV225026	26	33	1,871,000 cmil	0.2240 inch ²	5.630 inch	1.2610 inch ³	57.15*35.56*13.97	58.04*34.75*14.86	96
NPV225060	60	75	9.480 cm ²	1.444 cm ²	14.30 cm	20.650 cm ³			
NPV226026	26	60	1,014,049 cmil	0.3550 inch ²	4.930 inch	1.7500 inch ³	57.15*26.39*15.24	58.04*25.58*16.13	96
NPV226060	60	138	5.140 cm ²	2.290 cm ²	12.50 cm	28.600 cm ³			
NPV250026	26	83	1,525,610 cmil	0.5700 inch ²	5.660 inch	3.2230 inch ³	62.00*32.60*25.00	63.09*31.31*26.26	64
NPV250060	60	192	7.725 cm ²	3.675 cm ²	14.37 cm	52.810 cm ³			
NPV268026	26	62	1,898,526 cmil	0.4811 inch ²	6.4291 inch	3.0932 inch ³	68.00*36.00*20.00	69.40*34.70*21.40	48
NPV268060	60	143	9.620 cm ²	3.104 cm ²	16.33 cm	50.690 cm ³			
NPV290026	26	89	3,009,618 cmil	0.7812 inch ²	7.2362 inch	5.6532 inch ³	74.10*45.30*35.00	75.20*44.07*36.27	27
NPV290060	60	206	15.250 cm ²	5.040 cm ²	18.38 cm	92.640 cm ³			
NPV300026	26	30	3,564,544 cmil	0.2740 inch ²	7.720 inch	2.1220 inch ³	77.80*49.23*12.70	78.94*47.96*13.97	54
NPV300060	60	68	18.060 cm ²	1.770 cm ²	19.61 cm	34.770 cm ³			
NPV306026	26	37	3,564,544 cmil	0.3440 inch ²	7.720 inch	2.6560 inch ³	77.80*49.23*15.88	78.94*47.96*17.15	54
NPV306060	60	85	18.060 cm ²	2.219 cm ²	19.61 cm	43.523 cm ³			
NPV400026	26	40	4,818,025 cmil	0.4606 inch ²	9.555 inch	4.1010 inch ³	101.60*57.15*13.59	103.27*55.75*15.06	24
NPV400060	60	92.3	24.413 cm ²	2.972 cm ²	24.27 cm	72.122 cm ³			
NPV401026	26	47.4	4,818,025 cmil	0.5460 inch ²	9.555 inch	5.2170 inch ³	101.60*57.15*16.51	102.87*55.75*17.78	24
NPV401060	60	112	24.413 cm ²	3.523 cm ²	24.27 cm	84.495 cm ³			
NPV500026	26	54	9,190,484 cmil	0.8288 inch ²	12.764 inch	10.9471 inch ³	132.50*78.60*20.30	134.20*77.00*21.70	20
NPV500060	60	124	46.566 cm ²	5.347 cm ²	32.42 cm	178.300 cm ³			



/ NPC SERIES

特征

- 铁硅合金
- 高饱和磁通密度 (1.25T)
- 低损耗
- 优秀的直流偏置
- 稳定的温度及频率特性

应用

- 空调
- 新能源汽车
- 光伏逆变器
- 服务器电源
- 不间断电源
- 直流充电桩

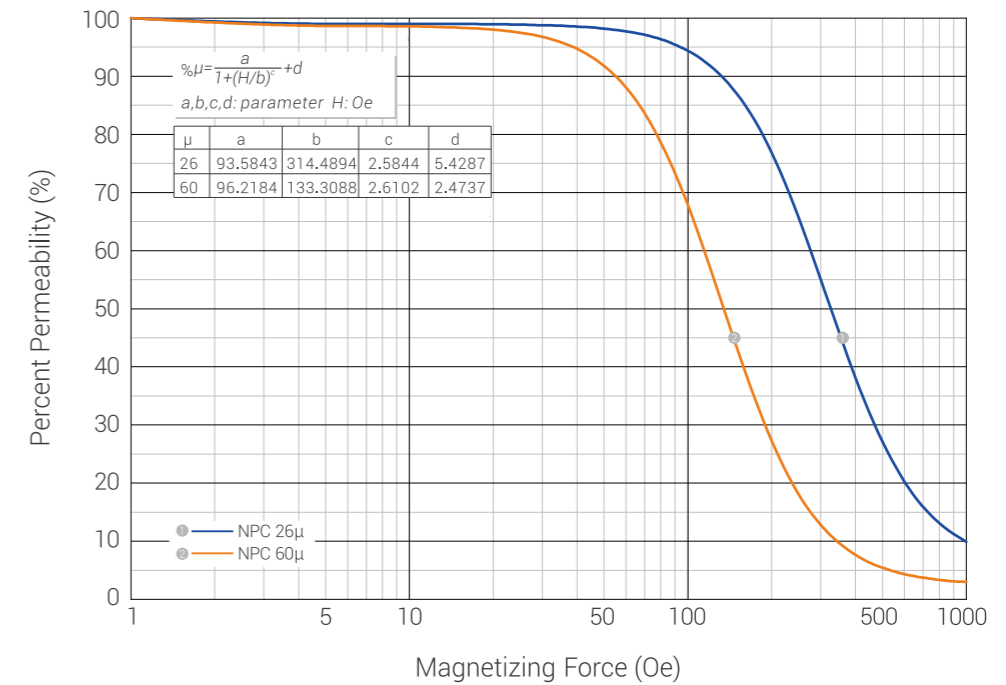
FEATURES

- Silicon iron alloy with distributed air gap
- High saturation flux density (1.25T)
- Low core loss
- Good DC bias performance
- Excellent temperature & frequency stabilization

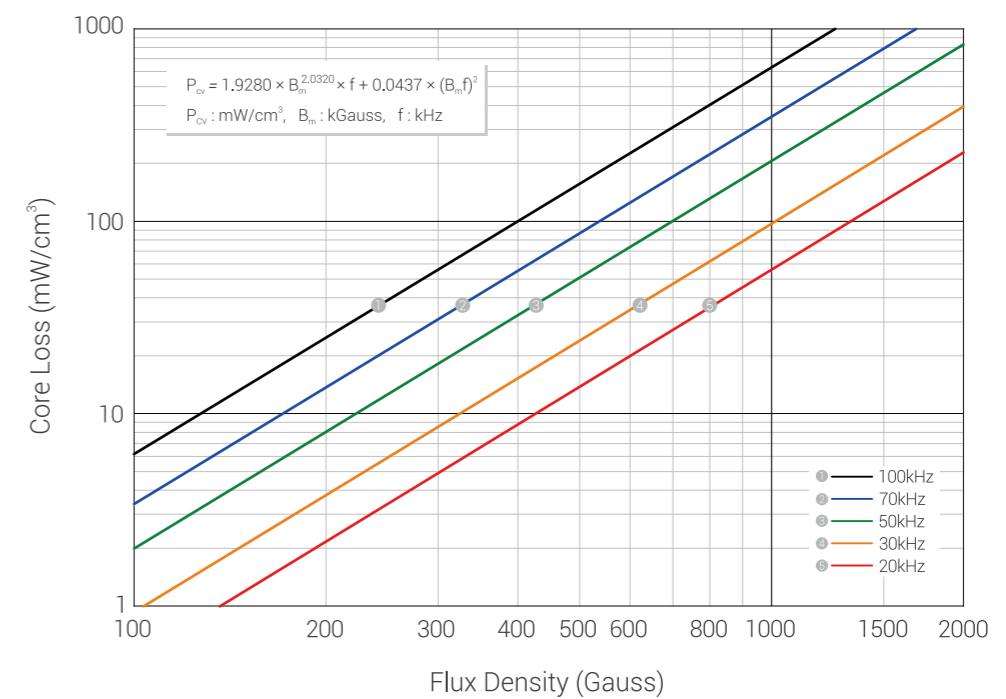
APPLICATIONS

- Air conditioner
- New energy vehicle
- PV inverter
- Server power supply
- UPS
- DC charging pile

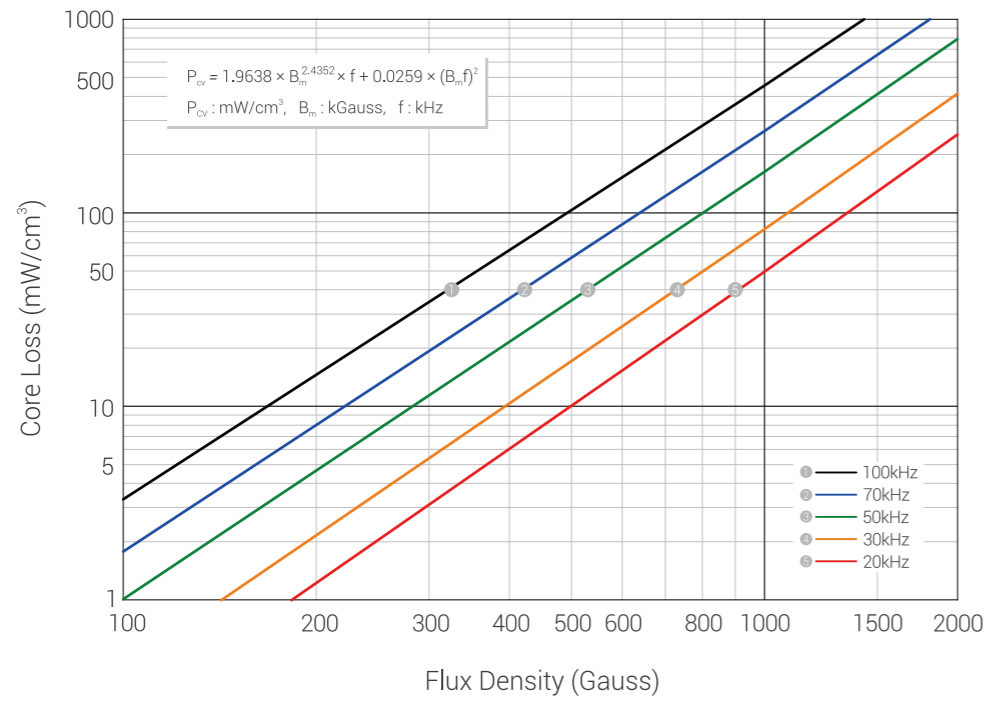
• Permeability vs DC Bias Curves



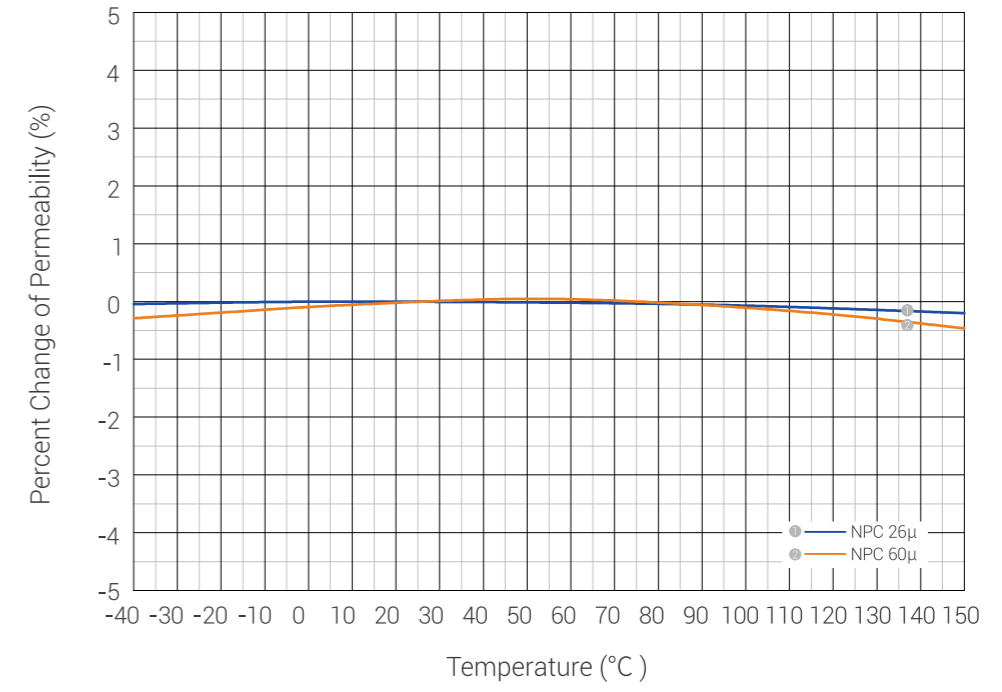
• Core Loss Curves 26μ



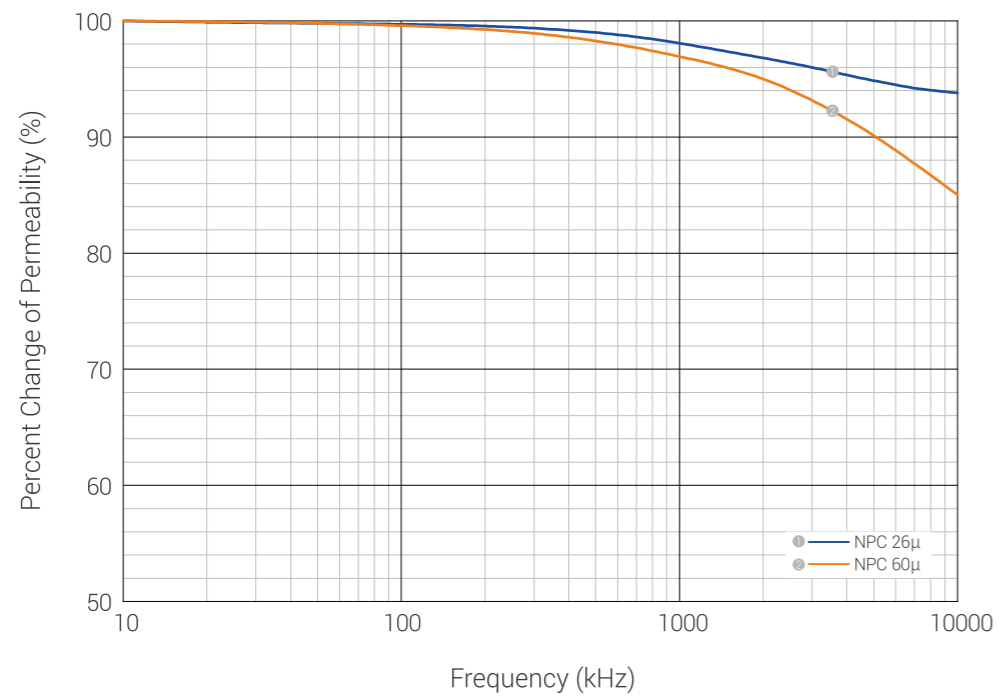
• Core Loss Curves 60μ



• Permeability vs Temperature Curves



• Permeability vs Frequency Curves

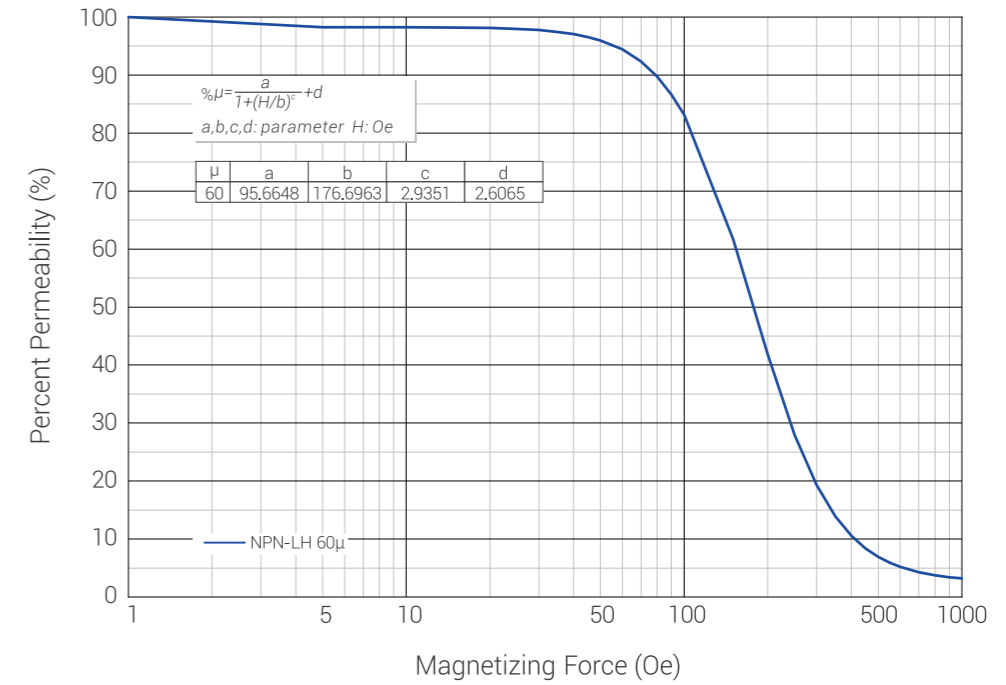


Part Number	Permeability (μ)	A ₁ ±8%	Window Area (Wa)	Cross Section (A)	Magnetic Path Length (l)	Volume (V)	Dimensions (mm)		Package Unit (pcs/box)
							OD (max) * ID (min) * HT (max)		
							Before coating	After coating	
NPC050026	26	12	75,600 cmil	0.0173 inch ²	1.229 inch	0.0217 inch ³	12.70*7.62*4.75	13.46*6.99*5.51	5500
NPC050060	60	27	0.383 cm ²	0.111 cm ²	3.12 cm	0.356 cm ³			
NPC065026	26	15	140,625 cmil	0.0298 inch ²	1.619 inch	0.0483 inch ³	16.64*10.16*6.35	17.40*9.53*7.11	2750
NPC065060	60	35	0.713 cm ²	0.192 cm ²	4.11 cm	0.789 cm ³			
NPC068026	26	19	126,000 cmil	0.0360 inch ²	1.630 inch	0.0587 inch ³	17.27*9.65*6.35	18.03*9.02*7.11	2750
NPC068060	60	43	0.638 cm ²	0.232 cm ²	4.14 cm	0.961 cm ³			
NPC080026	26	14	225,600 cmil	0.0350 inch ²	2.010 inch	0.0704 inch ³	20.32*12.70*6.35	21.08*12.07*7.11	810
NPC080060	60	32	1.140 cm ²	0.226 cm ²	5.09 cm	1.151 cm ³			
NPC090026	26	19	277,700 cmil	0.0513 inch ²	2.230 inch	0.1146 inch ³	22.86*13.97*7.62	23.62*13.39*8.38	810
NPC090060	60	43	1.410 cm ²	0.331 cm ²	5.67 cm	1.877 cm ³			
NPC092026	26	22	293,800 cmil	0.0610 inch ²	2.320 inch	0.1415 inch ³	23.57*14.40*8.89	24.28*13.77*9.70	729
NPC092060	60	51	1.490 cm ²	0.388 cm ²	5.88 cm	2.281 cm ³			
NPC106026	26	32	308,000 cmil	0.1014 inch ²	2.500 inch	0.2536 inch ³	26.92*14.73*11.18	27.70*14.10*11.99	448
NPC106060	60	75	1.560 cm ²	0.654 cm ²	6.35 cm	4.154 cm ³			
NPC107026	26	48	240,706 cmil	0.1390 inch ²	2.528 inch	0.3514 inch ³	28.25*13.10*12.05	29.05*12.47*13.00	448
NPC107060	60	112	1.220 cm ²	0.897 cm ²	6.42 cm	5.758 cm ³			
NPC130026	26	28	577,600 cmil	0.1042 inch ²	3.210 inch	0.3354 inch ³	33.02*19.94*10.67	33.83*19.30*11.61	252
NPC130060	60	61	2.930 cm ²	0.672 cm ²	8.15 cm	5.477 cm ³			
NPC131026	26	36	465,628 cmil	0.1309 inch ²	3.074 inch	0.4193 inch ³	33.27*18.00*11.52	34.08*17.36*12.50	252
NPC131060	60	83	2.360 cm ²	0.844 cm ²	7.81 cm	6.871 cm ³			
NPC135026	26	16	788,500 cmil	0.0704 inch ²	3.530 inch	0.2485 inch ³	34.29*23.37*8.89	35.20*22.56*9.83	288
NPC135060	60	38	4.010 cm ²	0.454 cm ²	8.95 cm	4.063 cm ³			
NPC141026	26	24	719,100 cmil	0.1051 inch ²	3.540 inch	0.3721 inch ³	35.81*22.35*10.46	36.70*21.50*11.28	252
NPC141060	60	56	3.629 cm ²	0.678 cm ²	8.98 cm	6.088 cm ³			
NPC157026	26	35	842,700 cmil	0.1662 inch ²	3.880 inch	0.6449 inch ³	39.88*24.13*14.48	40.69*23.32*15.37	150
NPC157060	60	81	4.270 cm ²	1.072 cm ²	9.84 cm	10.549 cm ³			
NPC158026	26	53	700,415 cmil	0.2383 inch ²	3.744 inch	0.9180 inch ³	40.13*22.08*17.00	40.94*21.27*17.89	125
NPC158060	60	122	3.550 cm ²	1.537 cm ²	9.51 cm	15.043 cm ³			
NPC184026	26	59	842,700 cmil	0.3080 inch ²	4.230 inch	1.3030 inch ³	46.74*24.13*18.03	47.63*23.32*18.92	125
NPC184060	60	135	4.270 cm ²	1.990 cm ²	10.74 cm	21.373 cm ³			
NPC185026	26	37	1,206,000 cmil	0.2080 inch ²	4.580 inch	0.9526 inch ³	46.74*28.70*15.24	47.60*27.69*16.13	150
NPC185060	60	86	6.110 cm ²	1.340 cm ²	11.63 cm	15.584 cm ³			

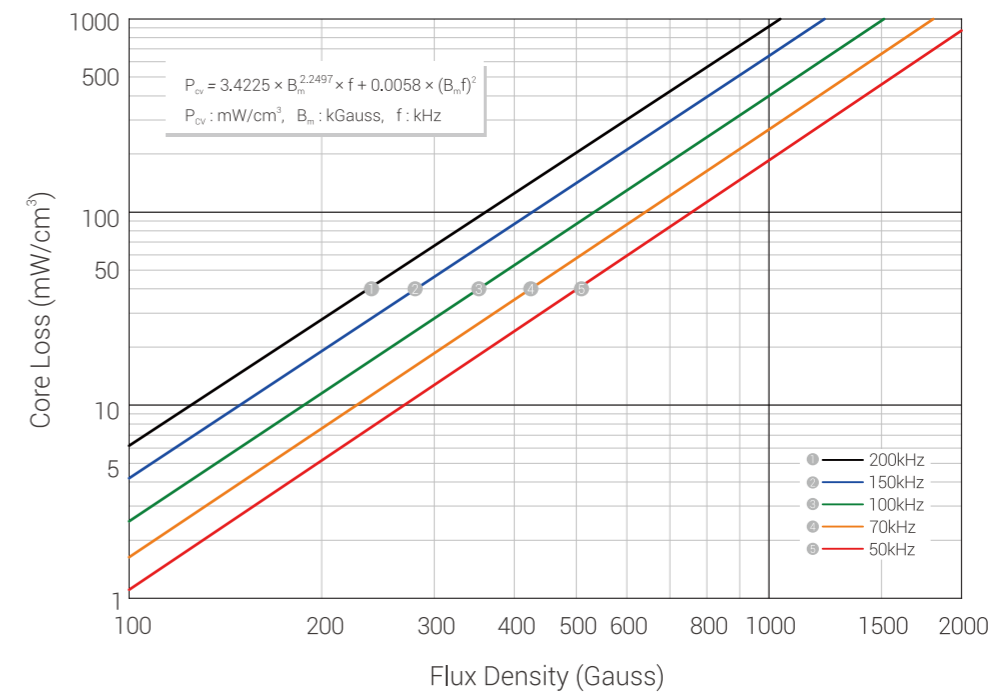
Part Number	Permeability (μ)	A ₁ ±8%	Window Area (Wa)	Cross Section (A)	Magnetic Path Length (l)	Volume (V)	Dimensions (mm)		Package Unit (pcs/box)
							OD (max) * ID (min) * HT (max)		
							Before coating	After coating	
NPC200026	26	32	1,484,000 cmil	0.1940 inch ²	5.020 inch	0.9739 inch ³	50.80*31.75*13.46	51.69*30.94*14.35	96
NPC200060	60	73	7.500 cm ²	1.251 cm ²	12.73 cm	15.929 cm ³			
NPC225026	26	33	1,871,000 cmil	0.2240 inch ²	5.630 inch	1.2610 inch ³	57.15*35.56*13.97	58.04*34.75*14.86	96
NPC225060	60	75	9.480 cm ²	1.444 cm ²	14.30 cm	20.650 cm ³			
NPC226026	26	60	1,014,049 cmil	0.3550 inch ²	4.930 inch	1.7500 inch ³	57.15*26.39*15.24	58.04*25.58*16.13	96
NPC226060	60	138	5.140 cm ²	2.290 cm ²	12.50 cm	28.600 cm ³			
NPC250026	26	83	1,525,610 cmil	0.5700 inch ²	5.660 inch	3.2230 inch ³	62.00*32.60*25.00	63.09*31.31*26.26	64
NPC250060	60	192	7.725 cm ²	3.675 cm ²	14.37 cm	52.810 cm ³			
NPC300026	26	30	3,564,544 cmil	0.2740 inch ²	7.720 inch	2.1220 inch ³	77.80*49.23*12.70	78.94*47.96*13.97	54
NPC300060	60	68	18.060 cm ²	1.770 cm ²	19.61 cm	34.770 cm ³			
NPC306026	26	37	3,564,544 cmil	0.3440 inch ²	7.720 inch	2.6560 inch ³	77.80*49.23*15.88	78.94*47.96*17.15	54
NPC306060	60	85	18.060 cm ²	2.219 cm ²	19.61 cm	43.523 cm ³			
NPC400026	26	40	4,818,025 cmil	0.4606 inch ²	9.555 inch	4.1010 inch ³	101.60*57.15*13.59	103.27*55.75*15.06	24
NPC400060	60	92.3	24.413 cm ²	2.972 cm ²	24.27 cm	72.122 cm ³			
NPC401026	26	47.4	4,818,025 cmil	0.5460 inch ²	9.555 inch	5.2170 inch ³	101.60*57.15*16.51	102.87*55.75*17.78	24
NPC401060	60	112	24.413 cm ²	3.523 cm ²	24.27 cm	84.495 cm ³			
NPC500026	26	54	9,190,484 cmil	0.8288 inch ²	12.764 inch	10.9471 inch ³	132.50*78.60*20.30	134.20*77.00*21.70	20
NPC500060	60	124	46.566 cm ²	5.347 cm ²	32.42 cm	178.300 cm ³			



• Permeability vs DC Bias Curves



• Core Loss Curves 60μ



/ NPN-LH SERIES

特征

- 铁镍合金具有分布式气隙
- 高饱和磁通密度(1.5T)
- 优异的直流偏置特性
- 超低损耗
- 良好的温度稳定性

FEATURES

- FeNi alloy with distributed air gap
- High saturation flux density (1.5T)
- Superior DC bias performance
- Ultra-low core loss
- Good temperature stabilization

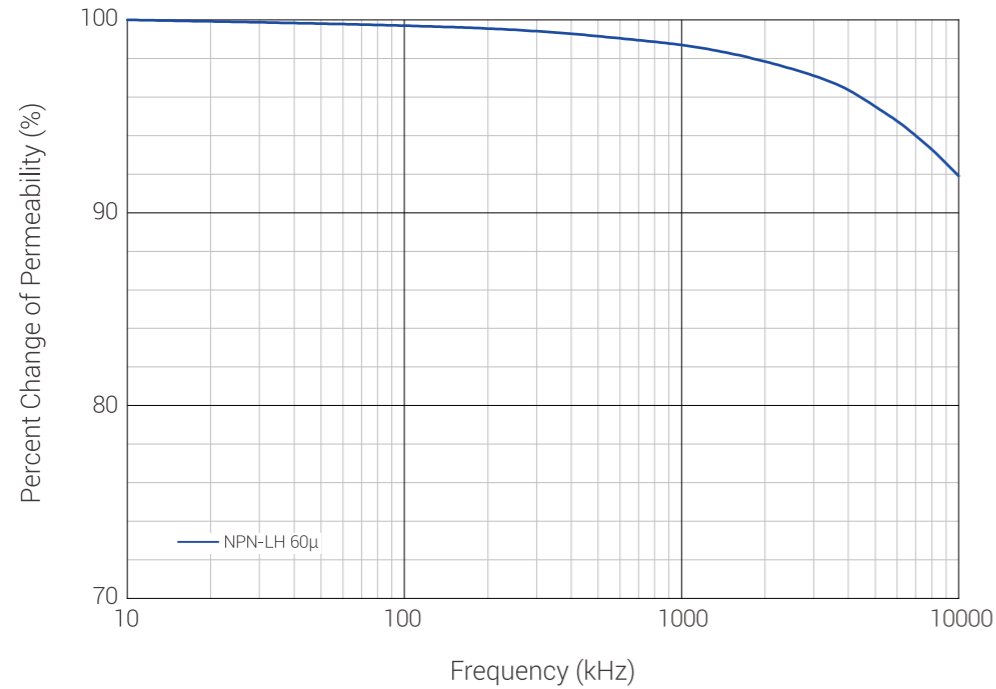
应用

- 新能源汽车
- 服务器电源
- 通信电源
- 工业电源
- 特种电源

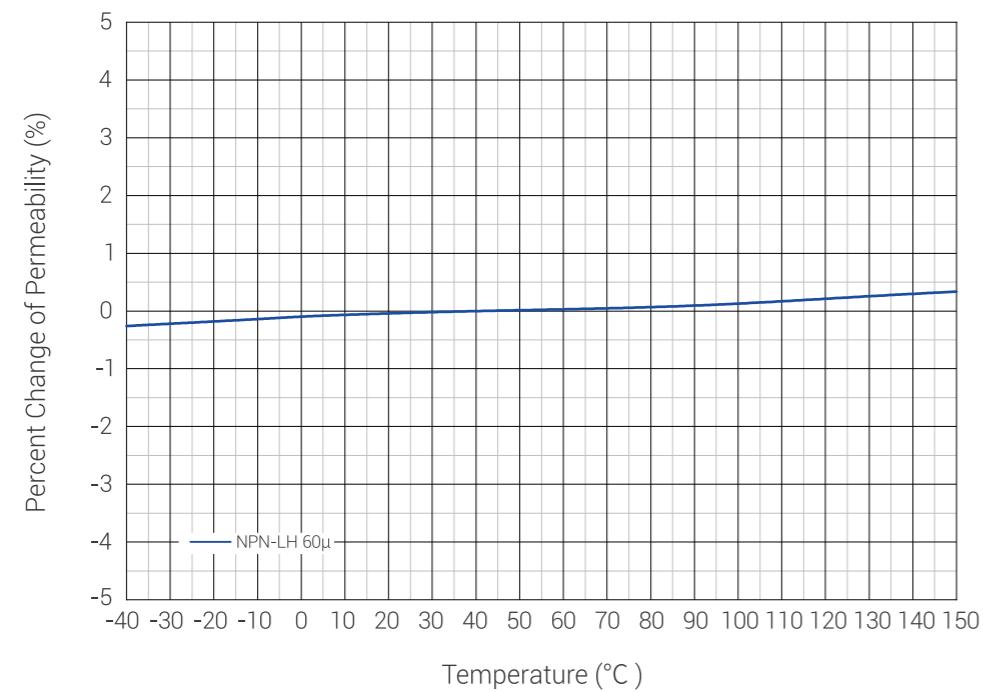
APPLICATIONS

- New energy vehicle
- Server power supply
- Communication power supply
- Industrial power supply
- Special power supply

• Permeability vs Frequency Curves



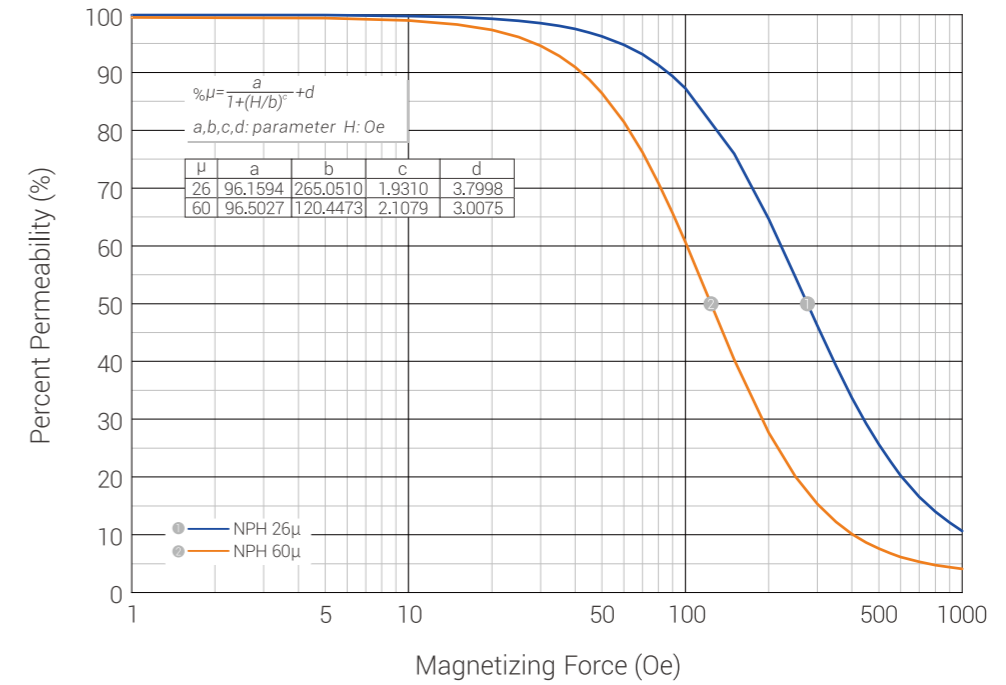
• Permeability vs Temperature Curves



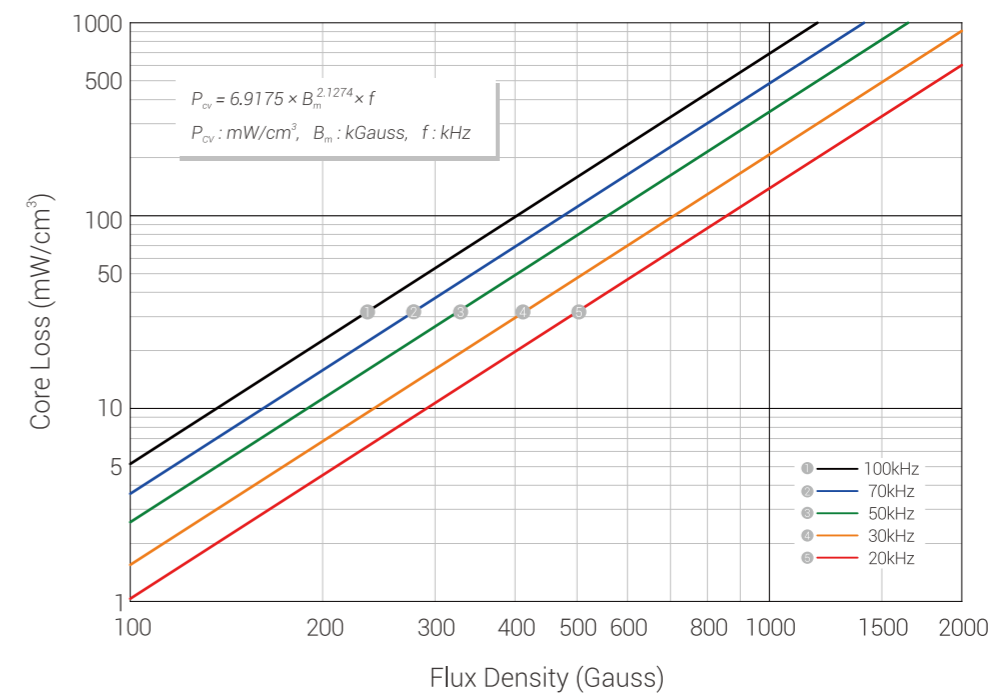
Part Number	Permeability (μ)	A ₁ ±8%	Window Area (Wa)	Cross Section (A)	Magnetic Path Length (l)	Volume (V)	Dimensions (mm) OD (max) * ID (min) * HT (max)		Package Unit (pcs/box)
							Before coating	After coating	
NPN068060-LH	60	43	126,000 cmil 0.638 cm ²	0.0360 inch ² 0.232 cm ²	1.630 inch 4.14 cm	0.0587 inch ³ 0.961 cm ³	17.27*9.65*6.35	18.03*9.02*7.11	2750
NPN080060-LH	60	32	225,600 cmil 1.140 cm ²	0.0350 inch ² 0.226 cm ²	2.010 inch 5.09 cm	0.0704 inch ³ 1.151 cm ³	20.32*12.70*6.35	21.08*12.07*7.11	810
NPN090060-LH	60	43	277,700 cmil 1.410 cm ²	0.0513 inch ² 0.331 cm ²	2.230 inch 5.67 cm	0.1146 inch ³ 1.877 cm ³	22.86*13.97*7.62	23.62*13.39*8.38	810
NPN092060-LH	60	51	293,800 cmil 1.490 cm ²	0.0610 inch ² 0.388 cm ²	2.320 inch 5.88 cm	0.1415 inch ³ 2.281 cm ³	23.57*14.40*8.89	24.28*13.77*9.70	729
NPN106060-LH	60	75	308,000 cmil 1.560 cm ²	0.1014 inch ² 0.654 cm ²	2.500 inch 6.35 cm	0.2536 inch ³ 4.154 cm ³	26.92*14.73*11.18	27.70*14.10*11.99	448
NPN107060-LH	60	112	240,706 cmil 1.220 cm ²	0.1390 inch ² 0.897 cm ²	2.528 inch 6.42 cm	0.3514 inch ³ 5.758 cm ³	28.25*13.10*12.05	29.05*12.47*13.00	448
NPN130060-LH	60	61	577,600 cmil 2.930 cm ²	0.1042 inch ² 0.672 cm ²	3.210 inch 8.15 cm	0.3354 inch ³ 5.477 cm ³	33.02*19.94*10.67	33.83*19.30*11.61	252
NPN131060-LH	60	83	465,628 cmil 2.360 cm ²	0.1309 inch ² 0.844 cm ²	3.074 inch 7.81 cm	0.4193 inch ³ 6.871 cm ³	33.27*18.00*11.52	34.08*17.36*12.50	252
NPN135060-LH	60	38	788,500 cmil 4.010 cm ²	0.0704 inch ² 0.454 cm ²	3.530 inch 8.95 cm	0.2485 inch ³ 4.063 cm ³	34.29*23.37*8.89	35.20*22.56*9.83	288
NPN141060-LH	60	56	719,100 cmil 3.629 cm ²	0.1051 inch ² 0.678 cm ²	3.540 inch 8.98 cm	0.3721 inch ³ 6.088 cm ³	35.81*22.35*10.46	36.70*21.50*11.28	252
NPN157060-LH	60	81	842,700 cmil 4.270 cm ²	0.1662 inch ² 1.072 cm ²	3.880 inch 9.84 cm	0.6449 inch ³ 10.549 cm ³	39.88*24.13*14.48	40.69*23.32*15.37	150
NPN158060-LH	60	122	700,415 cmil 3.550 cm ²	0.2383 inch ² 1.537 cm ²	3.744 inch 9.51 cm	0.9180 inch ³ 15.043 cm ³	40.13*22.08*17.00	40.94*21.27*17.89	125
NPN184060-LH	60	135	842,700 cmil 4.270 cm ²	0.3080 inch ² 1.990 cm ²	4.230 inch 10.74 cm	1.3030 inch ³ 21.373 cm ³	46.74*24.13*18.03	47.63*23.32*18.92	125
NPN185060-LH	60	86	1,206,000 cmil 6.110 cm ²	0.2080 inch ² 1.340 cm ²	4.580 inch 11.63 cm	0.9526 inch ³ 15.584 cm ³	46.74*28.70*15.24	47.60*27.69*16.13	150
NPN200060-LH	60	73	1,484,000 cmil 7.500 cm ²	0.1940 inch ² 1.251 cm ²	5.020 inch 12.73 cm	0.9739 inch ³ 15.929 cm ³	50.80*31.75*13.46	51.69*30.94*14.35	96
NPN225060-LH	60	75	1,871,000 cmil 9.480 cm ²	0.2240 inch ² 1.444 cm ²	5.630 inch 14.30 cm	1.2610 inch ³ 20.650 cm ³	57.15*35.56*13.97	58.04*34.75*14.86	96
NPN226060-LH	60	138	1,014,049 cmil 5.140 cm ²	0.3550 inch ² 2.290 cm ²	4.930 inch 12.50 cm	1.7500 inch ³ 28.600 cm ³	57.15*26.39*15.24	58.04*25.58*16.13	96
NPN250060-LH	60	192	1,525,610 cmil 7.725 cm ²	0.5700 inch ² 3.675 cm ²	5.660 inch 14.37 cm	3.2230 inch ³ 52.810 cm ³	62.00*32.60*25.00	63.09*31.31*26.26	64
NPN300060-LH	60	68	3,564,544 cmil 18.060 cm ²	0.2740 inch ² 1.770 cm ²	7.720 inch 19.61 cm	2.1220 inch ³ 34.770 cm ³	77.80*49.23*12.70	78.94*47.96*13.97	54
NPN306060-LH	60	85	3,564,544 cmil 18.060 cm ²	0.3440 inch ² 2.219 cm ²	7.720 inch 19.61 cm	2.6560 inch ³ 43.523 cm ³	77.80*49.23*15.88	78.94*47.96*17.15	54



• Permeability vs DC Bias Curves



• Core Loss Curves 26μ



/ NPH SERIES

特征

- 具有均匀分布式气隙
- 高饱和磁通密度(1.2T)
- 低损耗
- 低磁致伸缩系数
- 稳定的温度及频率特性

FEATURES

- Distributed air gap
- High saturation flux density (1.2T)
- Low core loss
- Near zero magnetostriction
- Excellent temperature & frequency stability

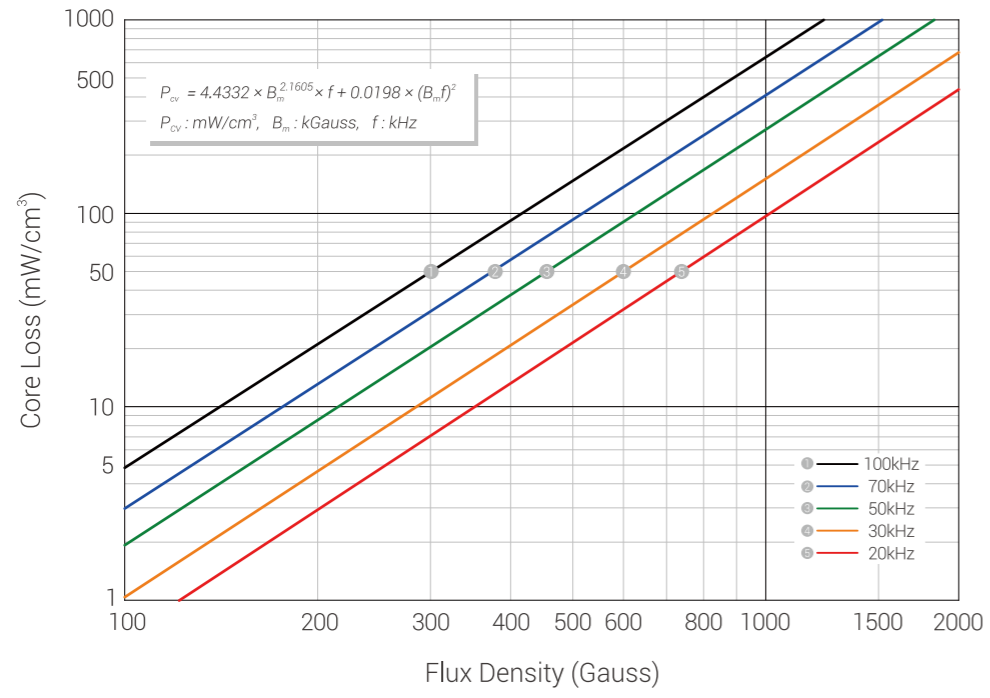
应用

- 不间断电源
- 光伏逆变器
- 服务器电源
- 新能源汽车
- 直流充电桩
- 空调

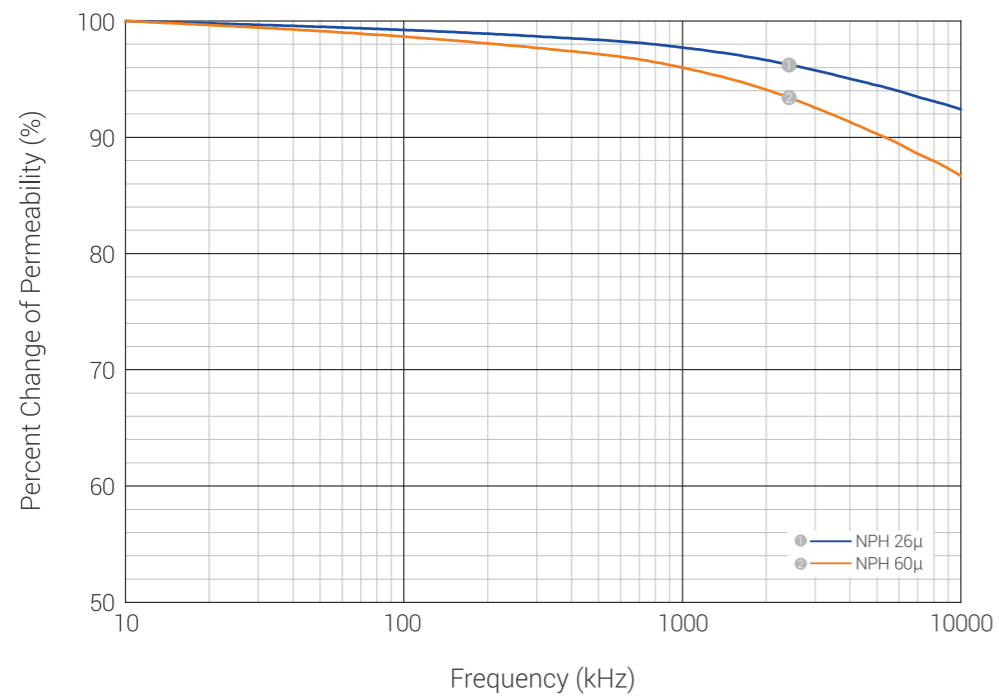
APPLICATIONS

- UPS
- PV inverter
- Server power supply
- New energy vehicle
- DC charging pile
- Air conditioner

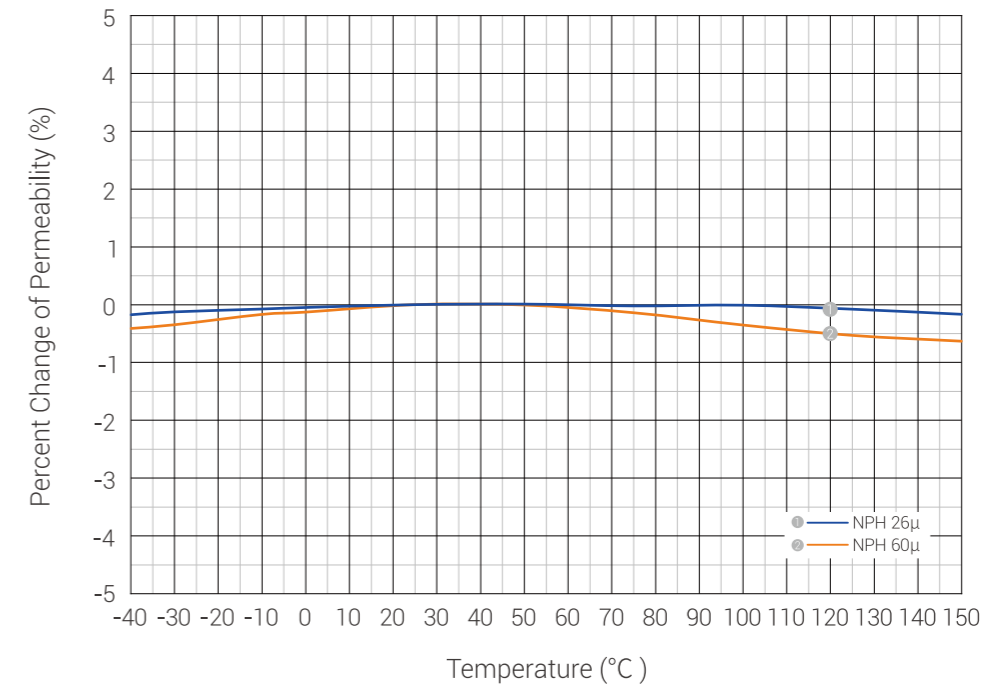
• Core Loss Curves 60μ



• Permeability vs Frequency Curves




• Permeability vs Temperature Curves



Part Number	Permeability (μ)	A ₁ ±8%	Window Area (Wa)	Cross Section (A)	Magnetic Path Length (l)	Volume (V)	Dimensions (mm)		Package Unit (pcs/box)
							OD (max) * ID (min) * HT (max)		
							Before coating	After coating	
NPH050026	26	12	75,600 cmil	0.0173 inch ²	1.229 inch	0.0217 inch ³	12.70*7.62*4.75	13.46*6.99*5.51	5500
NPH050060	60	27	0.383 cm ²	0.111 cm ²	3.12 cm	0.356cm ³			
NPH065026	26	15	140,625 cmil	0.0298 inch ²	1.619 inch	0.0483 inch ³	16.64*10.16*6.35	17.40*9.53*7.11	2750
NPH065060	60	35	0.713 cm ²	0.192 cm ²	4.11 cm	0.789 cm ³			
NPH068026	26	19	126,000 cmil	0.0360 inch ²	1.630 inch	0.0587 inch ³	17.27*9.65*6.35	18.03*9.02*7.11	2750
NPH068060	60	43	0.638 cm ²	0.232 cm ²	4.14 cm	0.961 cm ³			
NPH080026	26	14	225,600 cmil	0.0350 inch ²	2.010 inch	0.0704 inch ³	20.32*12.70*6.35	21.08*12.07*7.11	810
NPH080060	60	32	1.140 cm ²	0.226 cm ²	5.09 cm	1.151 cm ³			
NPH090026	26	19	277,700 cmil	0.0513 inch ²	2.230 inch	0.1146 inch ³	22.86*13.97*7.62	23.62*13.39*8.38	810
NPH090060	60	43	1.410 cm ²	0.331 cm ²	5.67 cm	1.877 cm ³			
NPH092026	26	22	293,800 cmil	0.0610 inch ²	2.320 inch	0.1415 inch ³	23.57*14.40*8.89	24.28*13.77*9.70	729
NPH092060	60	51	1.490 cm ²	0.388 cm ²	5.88 cm	2.281 cm ³			
NPH106026	26	32	308,000 cmil	0.1014 inch ²	2.500 inch	0.2536 inch ³	26.92*14.73*11.18	27.70*14.10*11.99	448
NPH106060	60	75	1.560 cm ²	0.654 cm ²	6.35 cm	4.154 cm ³			
NPH107026	26	48	240,706 cmil	0.1390 inch ²	2.528 inch	0.3514 inch ³	28.25*13.10*12.05	29.05*12.47*13.00	448
NPH107060	60	112	1.220 cm ²	0.897 cm ²	6.42 cm	5.758 cm ³			
NPH130026	26	28	577,600 cmil	0.1042 inch ²	3.210 inch	0.3354 inch ³	33.02*19.94*10.67	33.83*19.30*11.61	252
NPH130060	60	61	2.930 cm ²	0.672 cm ²	8.15 cm	5.477 cm ³			
NPH131026	26	36	465,628 cmil	0.1309 inch ²	3.074 inch	0.4193 inch ³	33.27*18.00*11.52	34.08*17.36*12.50	252
NPH131060	60	83	2.360 cm ²	0.844 cm ²	7.81 cm	6.871 cm ³			
NPH135026	26	16	788,500 cmil	0.0704 inch ²	3.530 inch	0.2485 inch ³	34.29*23.37*8.89	35.20*22.56*9.83	288
NPH135060	60	38	4.010 cm ²	0.454 cm ²	8.95 cm	4.063 cm ³			
NPH141026	26	24	719,100 cmil	0.1051 inch ²	3.540 inch	0.3721 inch ³	35.81*22.35*10.46	36.70*21.50*11.28	252
NPH141060	60	56	3.629 cm ²	0.678 cm ²	8.98 cm	6.088 cm ³			
NPH157026	26	35	842,700 cmil	0.1662 inch ²	3.880 inch	0.6449 inch ³	39.88*24.13*14.48	40.69*23.32*15.37	150
NPH157060	60	81	4.270 cm ²	1.072 cm ²	9.84 cm	10.549 cm ³			
NPH158026	26	53	700,415 cmil	0.2383 inch ²	3.744 inch	0.9180 inch ³	40.13*22.08*17.00	40.94*21.27*17.89	125
NPH158060	60	122	3.550 cm ²	1.537 cm ²	9.51 cm	15.043 cm ³			
NPH184026	26	59	842,700 cmil	0.3080 inch ²	4.230 inch	1.3030 inch ³	46.74*24.13*18.03	47.63*23.32*18.92	125
NPH184060	60	135	4.270 cm ²	1.990 cm ²	10.74 cm	21.373 cm ³			
NPH185026	26	37	1,206,000 cmil	0.2080 inch ²	4.580 inch	0.9526 inch ³	46.74*28.70*15.24	47.60*27.69*16.13	150
NPH185060	60	86	6.110 cm ²	1.340 cm ²	11.63 cm	15.584 cm ³			

Part Number	Permeability (μ)	A ₁ ±8%	Window Area (Wa)	Cross Section (A)	Magnetic Path Length (l)	Volume (V)	Dimensions (mm)		Package Unit (pcs/box)
							OD (max) * ID (min) * HT (max)		
							Before coating	After coating	
NPH200026	26	32	1,484,000 cmil	0.1940 inch ²	5.020 inch	0.9739 inch ³	50.80*31.75*13.46	51.69*30.94*14.35	96
NPH200060	60	73	7.500 cm ²	1.251 cm ²	12.73 cm	15.929 cm ³			
NPH225026	26	33	1,871,000 cmil	0.2240 inch ²	5.630 inch	1.2610 inch ³	57.15*35.56*13.97	58.04*34.75*14.86	96
NPH225060	60	75	9.480 cm ²	1.444 cm ²	14.30 cm	20.650 cm ³			
NPH226026	26	60	1,014,049 cmil	0.3550 inch ²	4.930 inch	1.7500 inch ³	57.15*26.39*15.24	58.04*25.58*16.13	96
NPH226060	60	138	5.140 cm ²	2.290 cm ²	12.50 cm	28.600 cm ³			
NPH250026	26	83	1,525,610 cmil	0.5700 inch ²	5.660 inch	3.2230 inch ³	62.00*32.60*25.00	63.09*31.31*26.26	64
NPH250060	60	192	7.725 cm ²	3.675 cm ²	14.37 cm	52.810 cm ³			
NPH268026	26	62	1,898,526 cmil	0.4811 inch ²	6.4291 inch	3.0932 inch ³	68.00*36.00*20.00	69.40*34.70*21.40	48
NPH268060	60	143	9.620 cm ²	3.104 cm ²	16.33 cm	50.690 cm ³			
NPH290026	26	89	3,009,618 cmil	0.7812 inch ²	7.2362 inch	5.6532 inch ³	74.10*45.30*35.00	75.20*44.07*36.27	27
NPH290060	60	206	15.250 cm ²	5.040 cm ²	18.38 cm	92.640 cm ³			
NPH300026	26	30	3,564,544 cmil	0.2740 inch ²	7.720 inch	2.1220 inch ³	77.80*49.23*12.70	78.94*47.96*13.97	54
NPH300060	60	68	18.060 cm ²	1.770 cm ²	19.61 cm	34.770 cm ³			
NPH306026	26	37	3,564,544 cmil	0.3440 inch ²	7.720 inch	2.6560 inch ³	77.80*49.23*15.88	78.94*47.96*17.15	54
NPH306060	60	85	18.060 cm ²	2.219 cm ²	19.61 cm	43.523 cm ³			
NPH400026	26	40	4,818,025 cmil	0.4606 inch ²	9.555 inch	4.1010 inch ³	101.60*57.15*13.59	103.27*55.75*15.06	24
NPH400060	60	92.3	24.413 cm ²	2.972 cm ²	24.27 cm	72.122 cm ³			



/ NPH-L SERIES

特征

- 具有均匀分布式气隙
- 高饱和磁通密度(1.0T)
- 超低损耗
- 低磁致伸缩系数
- 稳定的温度及频率特性

应用

- 光伏逆变器
- 服务器电源
- 新能源汽车
- 直流充电桩
- 空调

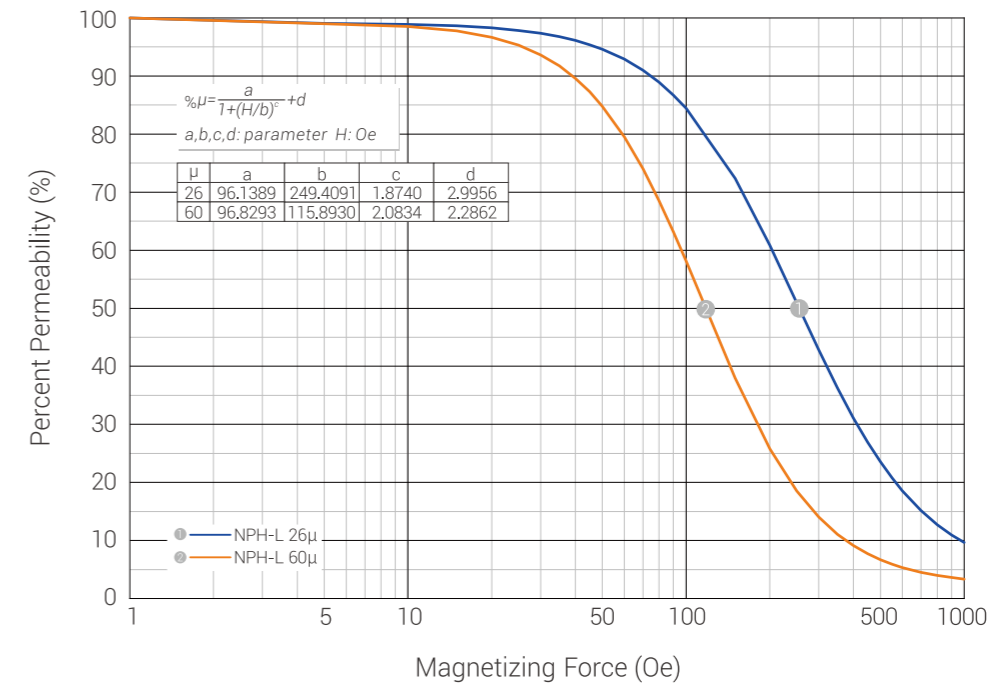
FEATURES

- Distributed air gap
- High saturation flux density (1.0T)
- Ultra-low core loss
- Near zero magnetostriction
- Excellent temperature & frequency stability

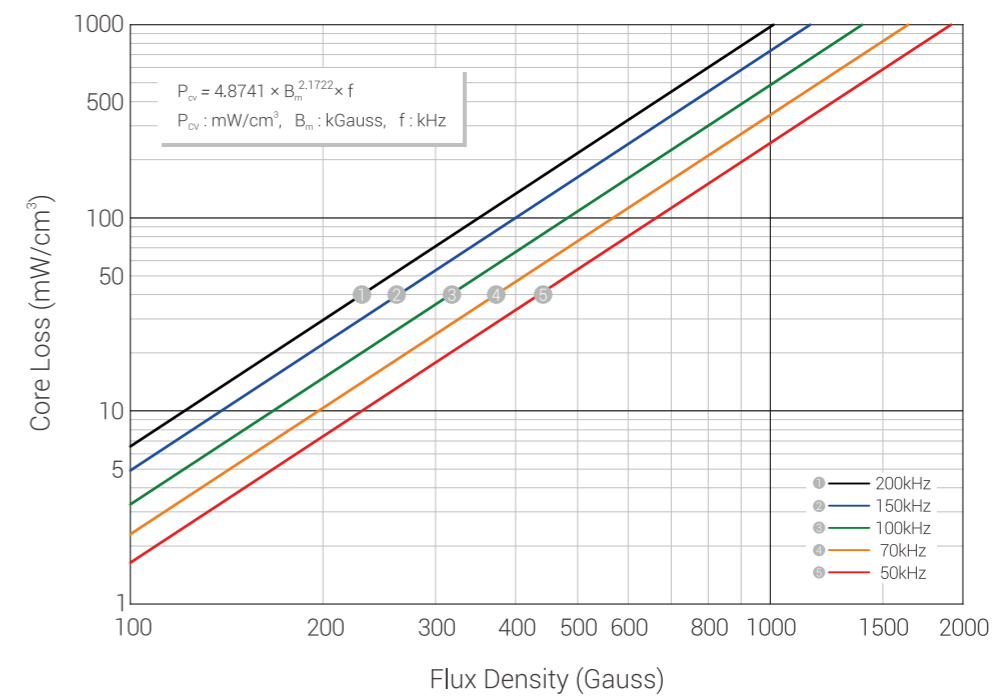
APPLICATIONS

- PV inverter
- Server power supply
- New energy vehicle
- DC charging pile
- Air conditioner

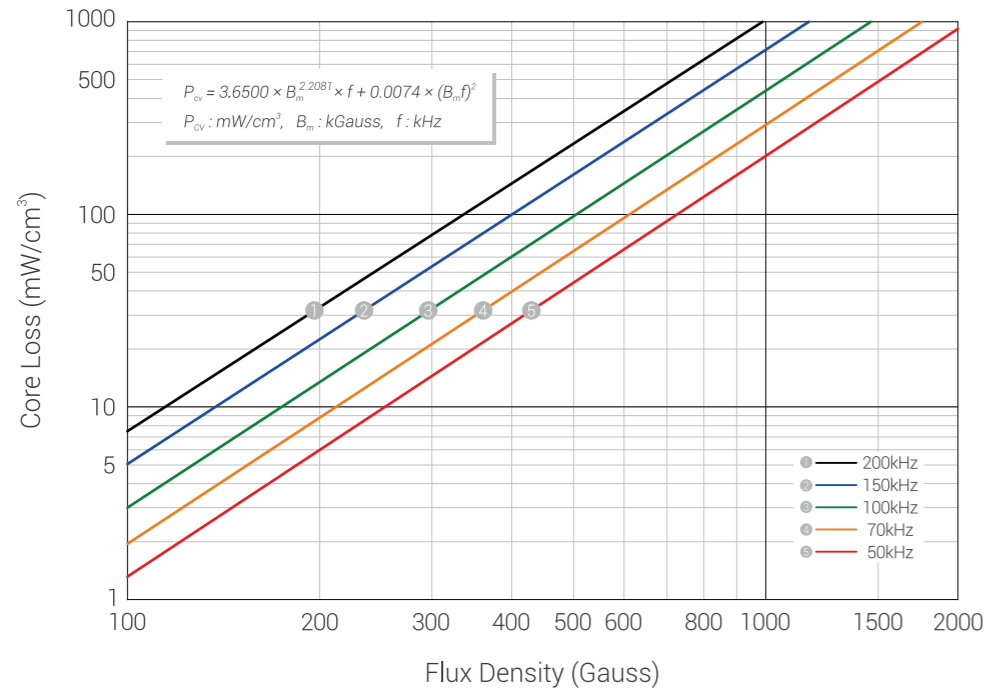
• Permeability vs DC Bias Curves



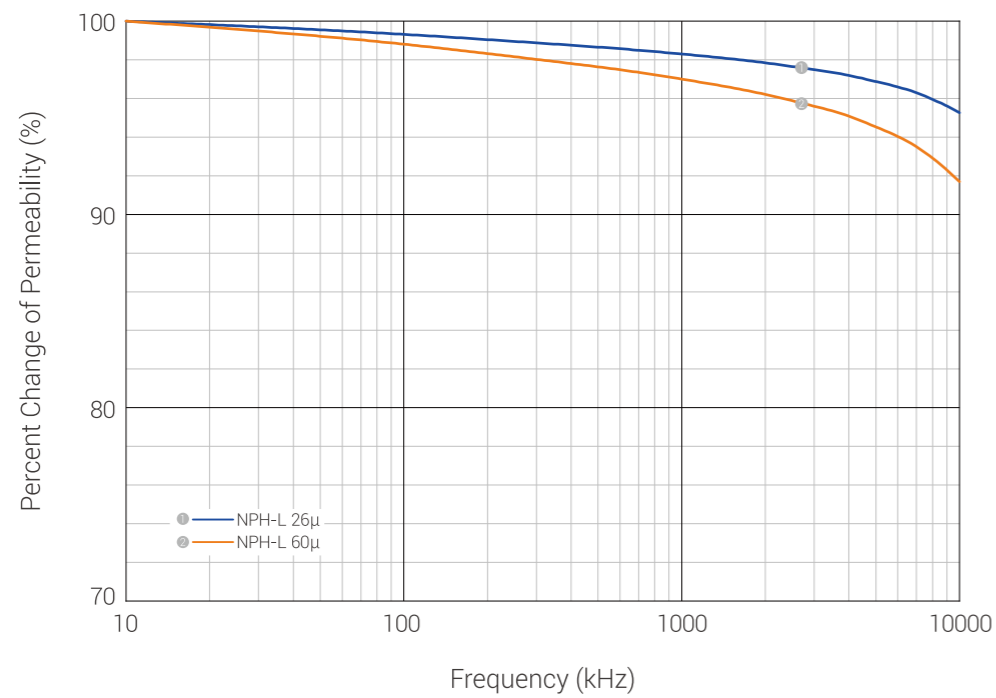
• Core Loss Curves 26μ



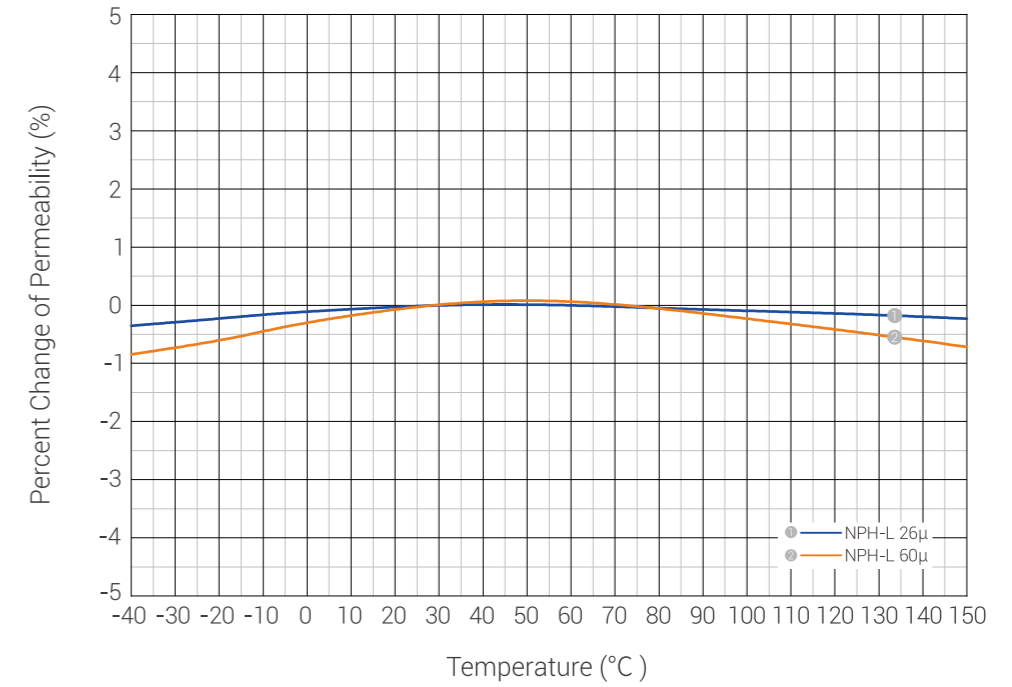
• Core Loss Curves 60μ



• Permeability vs Frequency Curves



• Permeability vs Temperature Curves




NPH-L SERIES

Part Number	Permeability (μ)	A ₁ ±8%	Window Area (Wa)	Cross Section (A)	Magnetic Path Length (l)	Volume (V)	Dimensions (mm)		Package Unit (pcs/box)
							OD (max) * ID (min) * HT (max)		
							Before coating	After coating	
NPH050026-L	26	12	75,600 cmil	0.0173 inch ²	1.229 inch	0.0217 inch ³	12.70*7.62*4.75	13.46*6.99*5.51	5500
NPH050060-L	60	27	0.383 cm ²	0.111 cm ²	3.12 cm	0.356cm ³			
NPH065026-L	26	15	140,625 cmil	0.0298 inch ²	1.619 inch	0.0483 inch ³	16.64*10.16*6.35	17.40*9.53*7.11	2750
NPH065060-L	60	35	0.713 cm ²	0.192 cm ²	4.11 cm	0.789 cm ³			
NPH068026-L	26	19	126,000 cmil	0.0360 inch ²	1.630 inch	0.0587 inch ³	17.27*9.65*6.35	18.03*9.02*7.11	2750
NPH068060-L	60	43	0.638 cm ²	0.232 cm ²	4.14 cm	0.961 cm ³			
NPH080026-L	26	14	225,600 cmil	0.0350 inch ²	2.010 inch	0.0704 inch ³	20.32*12.70*6.35	21.08*12.07*7.11	810
NPH080060-L	60	32	1.140 cm ²	0.226 cm ²	5.09 cm	1.151 cm ³			
NPH090026-L	26	19	277,700 cmil	0.0513 inch ²	2.230 inch	0.1146 inch ³	22.86*13.97*7.62	23.62*13.39*8.38	810
NPH090060-L	60	43	1.410 cm ²	0.331 cm ²	5.67 cm	1.877 cm ³			
NPH092026-L	26	22	293,800 cmil	0.0610 inch ²	2.320 inch	0.1415 inch ³	23.57*14.40*8.89	24.28*13.77*9.70	729
NPH092060-L	60	51	1.490 cm ²	0.388 cm ²	5.88 cm	2.281 cm ³			
NPH106026-L	26	32	308,000 cmil	0.1014 inch ²	2.500 inch	0.2536 inch ³	26.92*14.73*11.18	27.70*14.10*11.99	448
NPH106060-L	60	75	1.560 cm ²	0.654 cm ²	6.35 cm	4.154 cm ³			
NPH107026-L	26	48	240,706 cmil	0.1390 inch ²	2.528 inch	0.3514 inch ³	28.25*13.10*12.05	29.05*12.47*13.00	448
NPH107060-L	60	112	1.220 cm ²	0.897 cm ²	6.42 cm	5.758 cm ³			
NPH130026-L	26	28	577,600 cmil	0.1042 inch ²	3.210 inch	0.3354 inch ³	33.02*19.94*10.67	33.83*19.30*11.61	252
NPH130060-L	60	61	2.930 cm ²	0.672 cm ²	8.15 cm	5.477 cm ³			
NPH131026-L	26	36	465,628 cmil	0.1309 inch ²	3.074 inch	0.4193 inch ³	33.27*18.00*11.52	34.08*17.36*12.50	252
NPH131060-L	60	83	2.360 cm ²	0.844 cm ²	7.81 cm	6.871 cm ³			
NPH135026-L	26	16	788,500 cmil	0.0704 inch ²	3.530 inch	0.2485 inch ³	34.29*23.37*8.89	35.20*22.56*9.83	288
NPH135060-L	60	38	4.010 cm ²	0.454 cm ²	8.95 cm	4.063 cm ³			
NPH141026-L	26	24	719,100 cmil	0.1051 inch ²	3.540 inch	0.3721 inch ³	35.81*22.35*10.46	36.70*21.50*11.28	252
NPH141060-L	60	56	3.629 cm ²	0.678 cm ²	8.98 cm	6.088 cm ³			
NPH157026-L	26	35	842,700 cmil	0.1662 inch ²	3.880 inch	0.6449 inch ³	39.88*24.13*14.48	40.69*23.32*15.37	150
NPH157060-L	60	81	4.270 cm ²	1.072 cm ²	9.84 cm	10.549 cm ³			
NPH158026-L	26	53	700,415 cmil	0.2383 inch ²	3.744 inch	0.9180 inch ³	40.13*22.08*17.00	40.94*21.27*17.89	125
NPH158060-L	60	122	3.550 cm ²	1.537 cm ²	9.51 cm	15.043 cm ³			
NPH184026-L	26	59	842,700 cmil	0.3080 inch ²	4.230 inch	1.3030 inch ³	46.74*24.13*18.03	47.63*23.32*18.92	125
NPH184060-L	60	135	4.270 cm ²	1.990 cm ²	10.74 cm	21.373 cm ³			
NPH185026-L	26	37	1,206,000 cmil	0.2080 inch ²	4.580 inch	0.9526 inch ³	46.74*28.70*15.24	47.60*27.69*16.13	150
NPH185060-L	60	86	6.110 cm ²	1.340 cm ²	11.63 cm	15.584 cm ³			

NPH-L SERIES

Part Number	Permeability (μ)	A ₁ ±8%	Window Area (Wa)	Cross Section (A)	Magnetic Path Length (l)	Volume (V)	Dimensions (mm)		Package Unit (pcs/box)
							OD (max) * ID (min) * HT (max)		
							Before coating	After coating	
NPH200026-L	26	32	1,484,000 cmil	0.1940 inch ²	5.020 inch	0.9739 inch ³	50.80*31.75*13.46	51.69*30.94*14.35	96
NPH200060-L	60	73	7.500 cm ²	1.251 cm ²	12.73 cm	15.929 cm ³			
NPH225026-L	26	33	1,871,000 cmil	0.2240 inch ²	5.630 inch	1.2610 inch ³	57.15*35.56*13.97	58.04*34.75*14.86	96
NPH225060-L	60	75	9.480 cm ²	1.444 cm ²	14.30 cm	20.650 cm ³			
NPH226026-L	26	60	1,014,049 cmil	0.3550 inch ²	4.930 inch	1.7500 inch ³	57.15*26.39*15.24	58.04*25.58*16.13	96
NPH226060-L	60	138	5.140 cm ²	2.290 cm ²	12.50 cm	28.600 cm ³			
NPH250026-L	26	83	1,525,610 cmil	0.5700 inch ²	5.660 inch	3.2230 inch ³	62.00*32.60*25.00	63.09*31.31*26.26	64
NPH250060-L	60	192	7.725 cm ²	3.675 cm ²	14.37 cm	52.810 cm ³			
NPH300026-L	26	30	3,564,544 cmil	0.2740 inch ²	7.720 inch	2.1220 inch ³	77.80*49.23*12.70	78.94*47.96*13.97	54
NPH300060-L	60	68	18.060 cm ²	1.770 cm ²	19.61 cm	34.770 cm ³			
NPH306026-L	26	37	3,564,544 cmil	0.3440 inch ²	7.720 inch	2.6560 inch ³	77.80*49.23*15.88	78.94*47.96*17.15	54
NPH306060-L	60	85	18.060 cm ²	2.219 cm ²	19.61 cm	43.523 cm ³			
NPH400026-L	26	40	4,818,025 cmil	0.4606 inch ²	9.555 inch	4.1010 inch ³	101.60*57.15*13.59	103.27*55.75*15.06	24
NPH400060-L	60	92.3	24.413 cm ²	2.972 cm ²	24.27 cm	72.122 cm ³			





/ NPF SERIES

特征

- 铁 6.5% 硅合金具有分布式气隙
- 高饱和磁通密度(1.5T)
- 出色的直流偏置特性
- 损耗比铁粉芯更小
- 良好的温度稳定性

应用

- 服务器电源
- 不间断电源
- 开关调节器
- 光伏逆变器
- 一般工业电源输出电感
- 新能源汽车

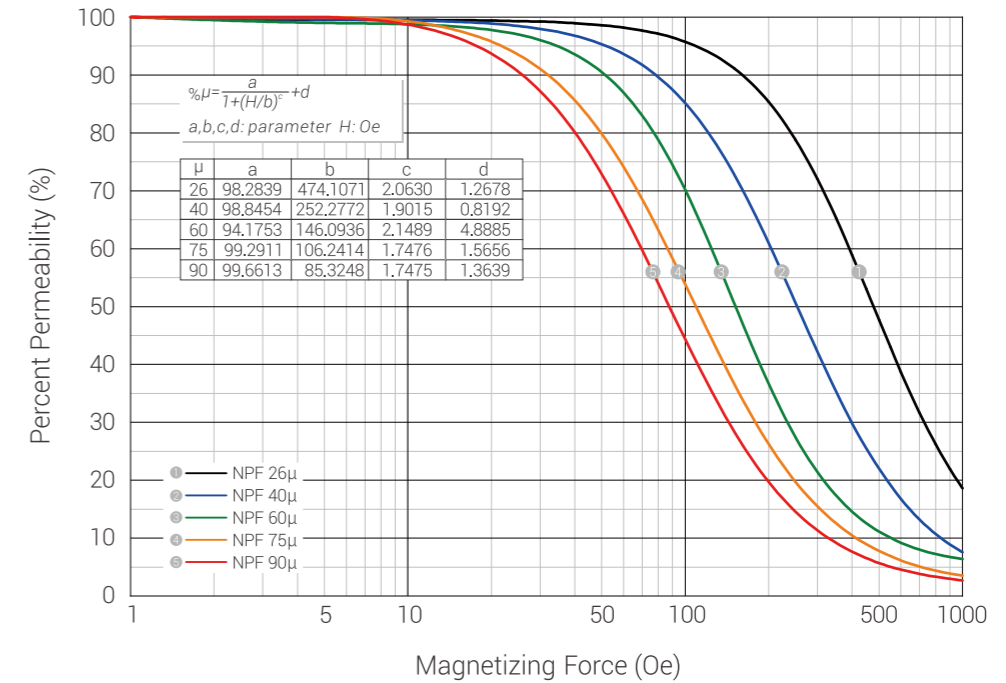
FEATURES

- 6.5% silicon iron alloy with distributed air gap
- High saturation flux density (1.5T)
- Excellent DC bias performance
- Lower loss than iron core
- Good temperature stabilization

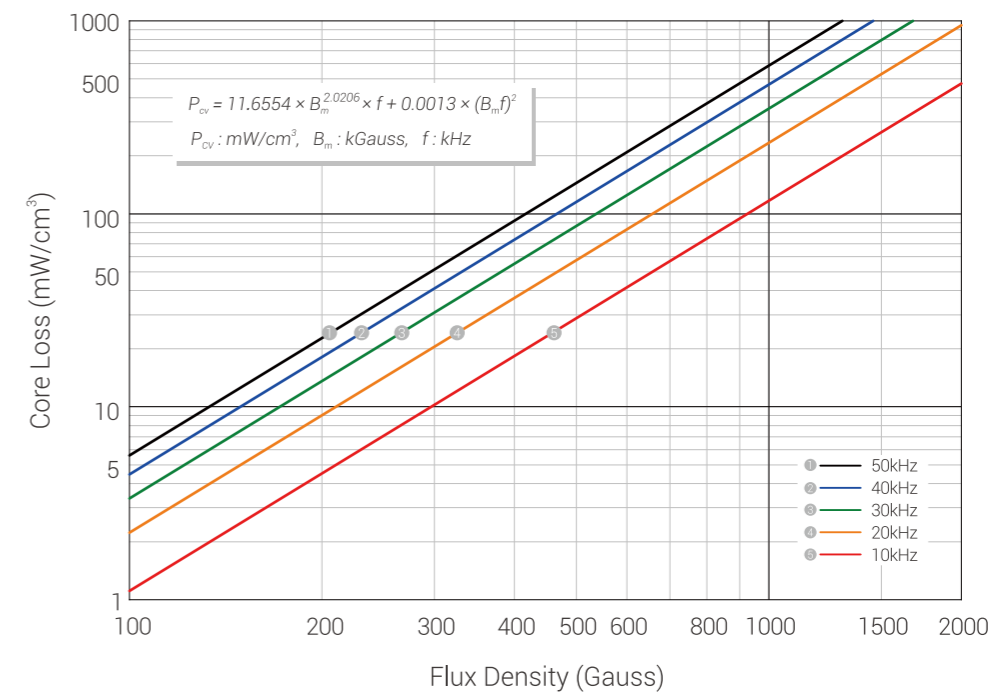
APPLICATIONS

- Server power supply
- UPS
- Switching regulator inductor
- INV Choke for PV Inverter
- Output choke for general industrial power supply
- New energy vehicle

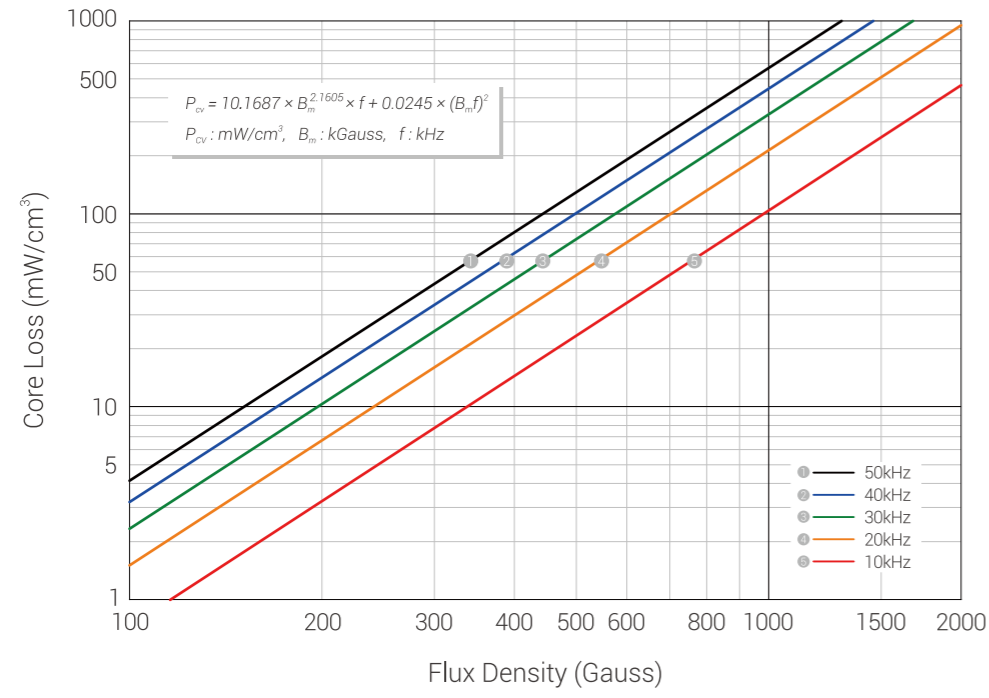
• Permeability vs DC Bias Curves



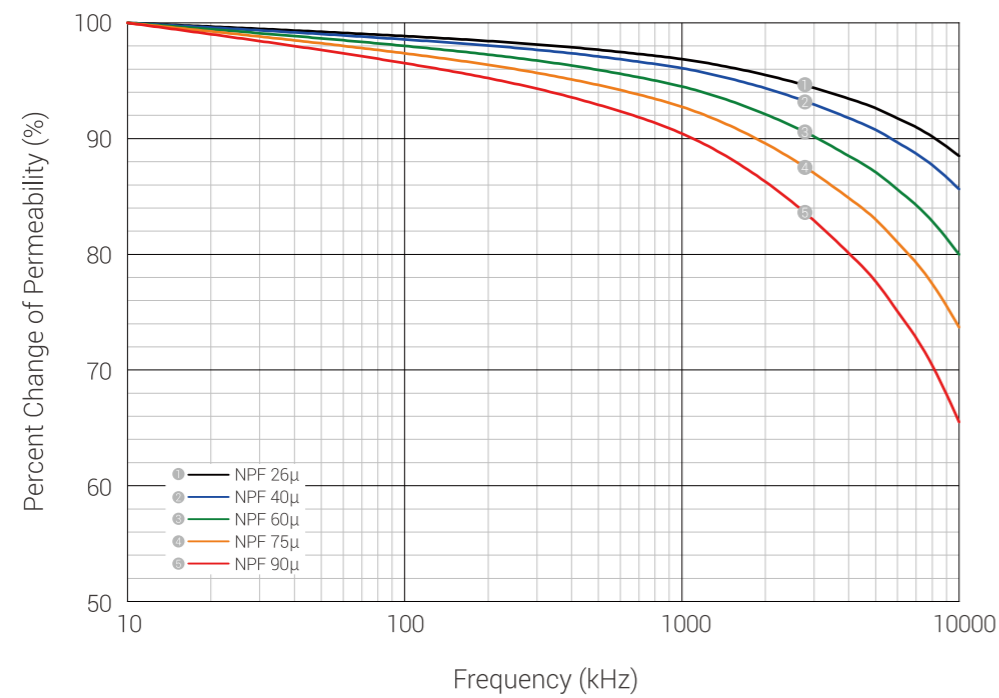
• Core Loss Curves 26, 40 μ



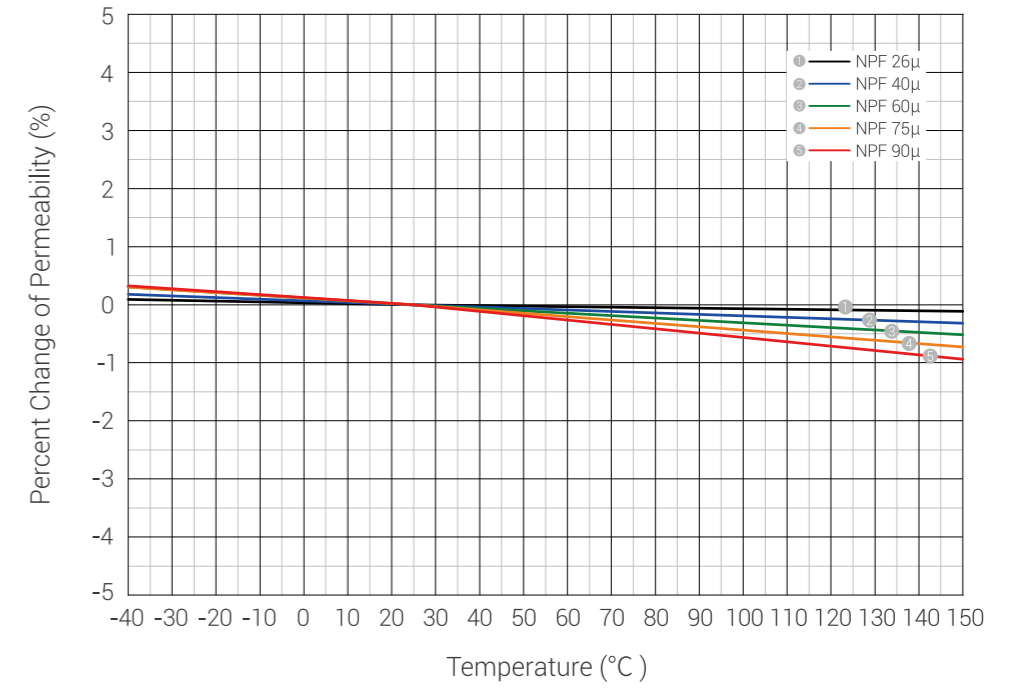
• Core Loss Curves 60, 75, 90μ



• Permeability vs Frequency Curves



• Permeability vs Temperature Curves



Part Number	Permeability (μ)	A ₁ ±8%	Window Area (Wa)	Cross Section (A)	Magnetic Path Length (l)	Volume (V)	Dimensions (mm)		Package Unit (pcs/box)
							OD (max) * ID (min) * HT (max)		
							Before coating	After coating	
NPF050026	26	12	75,600 cmil 0.383 cm ²	0.0173 inch ² 0.111 cm ²	1.229 inch 3.12 cm	0.0217 inch ³ 0.356 cm ³	12.70*7.62*4.75	13.46*6.99*5.51	5500
NPF050040	40	18							
NPF050060	60	27							
NPF050075	75	34							
NPF050090	90	40							
NPF065026	26	15	140,625 cmil 0.713 cm ²	0.0298 inch ² 0.192 cm ²	1.619 inch 4.11 cm	0.0483 inch ³ 0.789 cm ³	16.64*10.16*6.35	17.40*9.53*7.11	2750
NPF065040	40	24							
NPF065060	60	35							
NPF065075	75	43							
NPF065090	90	52							
NPF068026	26	19	126,000 cmil 0.638 cm ²	0.0360 inch ² 0.232 cm ²	1.630 inch 4.14 cm	0.0587 inch ³ 0.961 cm ³	17.27*9.65*6.35	18.03*9.02*7.11	2750
NPF068040	40	28.5							
NPF068060	60	43							
NPF068075	75	53							
NPF068090	90	64							
NPF080026	26	14	225,600 cmil 1.140 cm ²	0.0350 inch ² 0.226 cm ²	2.010 inch 5.09 cm	0.0704 inch ³ 1.151 cm ³	20.32*12.70*6.35	21.08*12.07*7.11	810
NPF080040	40	21							
NPF080060	60	32							
NPF080075	75	41							
NPF080090	90	49							
NPF090026	26	19	277,700 cmil 1.410 cm ²	0.0513 inch ² 0.331 cm ²	2.230 inch 5.67 cm	0.1146 inch ³ 1.877 cm ³	22.86*13.97*7.62	23.62*13.39*8.38	810
NPF090040	40	29							
NPF090060	60	43							
NPF090075	75	54							
NPF090090	90	65							
NPF092026	26	22	293,800 cmil 1.490 cm ²	0.0610 inch ² 0.388 cm ²	2.320 inch 5.88 cm	0.1415 inch ³ 2.281 cm ³	23.57*14.40*8.89	24.28*13.77*9.70	729
NPF092040	40	34							
NPF092060	60	51							
NPF092075	75	63							
NPF092090	90	76							
NPF106026	26	32	308,000 cmil 1.560 cm ²	0.1014 inch ² 0.654 cm ²	2.500 inch 6.35 cm	0.2536 inch ³ 4.154 cm ³	26.92*14.73*11.18	27.70*14.10*11.99	448
NPF106040	40	50							
NPF106060	60	75							
NPF106075	75	94							
NPF106090	90	113							
NPF107026	26	48	240,706 cmil 1.220 cm ²	0.1390 inch ² 0.897 cm ²	2.528 inch 6.42 cm	0.3514 inch ³ 5.758 cm ³	28.25*13.10*12.05	29.05*12.47*13.00	448
NPF107040	40	74							
NPF107060	60	112							
NPF107075	75	140							
NPF107090	90	168							

Part Number	Permeability (μ)	A ₁ ±8%	Window Area (Wa)	Cross Section (A)	Magnetic Path Length (l)	Volume (V)	Dimensions (mm)		Package Unit (pcs/box)
							OD (max) * ID (min) * HT (max)		
							Before coating	After coating	
NPF130026	26	28	577,600 cmil 2.930 cm ²	0.1042 inch ² 0.672 cm ²	3.210 inch 8.15 cm	0.3354 inch ³ 5.477 cm ³	33.02*19.94*10.67	33.83*19.30*11.61	252
NPF130040	40	41							
NPF130060	60	61							
NPF130075	75	76							
NPF130090	90	91							
NPF131026	26	36	465,628 cmil 2.360 cm ²	0.1309 inch ² 0.844 cm ²	3.074 inch 7.81 cm	0.4193 inch ³ 6.871 cm ³	33.27*18.00*11.52	34.08*17.36*12.50	252
NPF131040	40	55							
NPF131060	60	83							
NPF131075	75	104							
NPF131090	90	125							
NPF135026	26	16	788,500 cmil 4.010 cm ²	0.0704 inch ² 0.454 cm ²	3.530 inch 8.95 cm	0.2485 inch ³ 4.063 cm ³	34.29*23.37*8.89	35.20*22.56*9.83	288
NPF135040	40	25							
NPF135060	60	38							
NPF135075	75	47							
NPF135090	90	57							
NPF141026	26	24	719,100 cmil 3.629 cm ²	0.1051 inch ² 0.678 cm ²	3.540 inch 8.98 cm	0.3721 inch ³ 6.088 cm ³	35.81*22.35*10.46	36.70*21.50*11.28	252
NPF141040	40	37							
NPF141060	60	56							
NPF141075	75	70							
NPF141090	90	84							
NPF157026	26	35	842,700 cmil 4.270 cm ²	0.1662 inch ² 1.072 cm ²	3.880 inch 9.84 cm	0.6449 inch ³ 10.549 cm ³	39.88*24.13*14.48	40.69*23.32*15.37	150
NPF157040	40	54							
NPF157060	60	81							
NPF157075	75	101							
NPF157090	90	121							
NPF158026	26	53	700,415 cmil 3.550 cm ²	0.2383 inch ² 1.537 cm ²	3.744 inch 9.51 cm	0.9180 inch ³ 15.043 cm ³	40.13*22.08*17.00	40.94*21.27*17.89	125
NPF158040	40	81							
NPF158060	60	122							
NPF158075	75	153							
NPF158090	90	183							
NPF184026	26	59	842,700 cmil 4.270 cm ²	0.3080 inch ² 1.990 cm ²	4.230 inch 10.74 cm	1.3030 inch ³ 21.373 cm ³	46.74*24.13*18.03	47.63*23.32*18.92	125
NPF184040	40	90							
NPF184060	60	135							
NPF184075	75	169							
NPF184090	90	202							
NPF185026	26	37	1,206,000 cmil 6.110 cm ²	0.2080 inch ² 1.340 cm ²	4.580 inch 11.63 cm	0.9526 inch ³ 15.584 cm ³	46.74*28.70*15.24	47.60*27.69*16.13	150
NPF185040	40	57							
NPF185060	60	86							
NPF185075	75	107							
NPF185090	90	128							

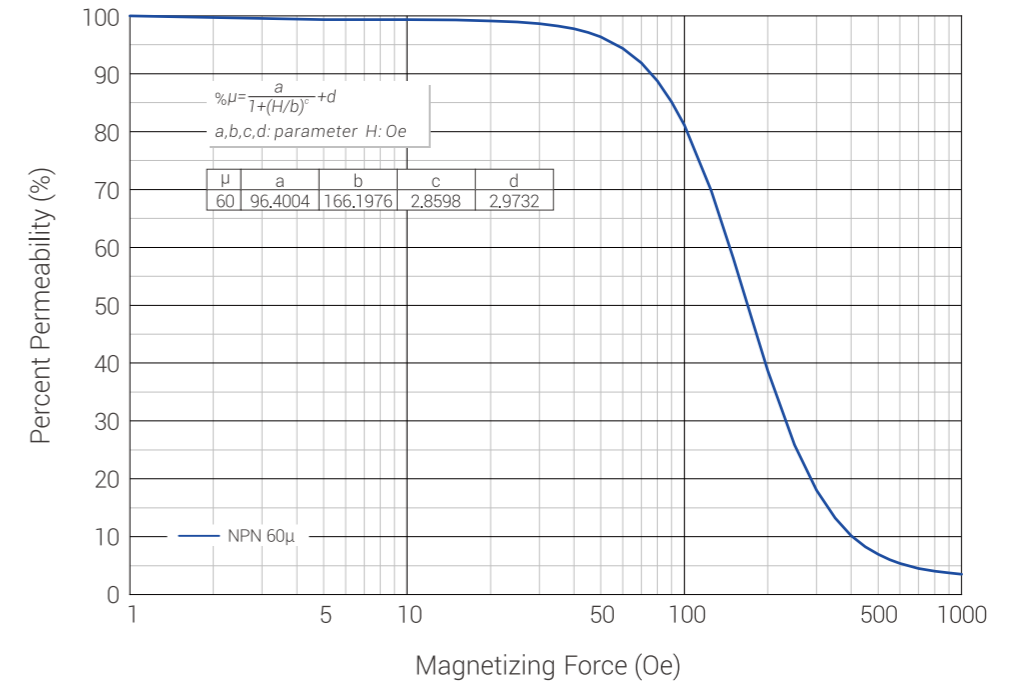
Part Number	Permeability (μ)	A ₁ ±8%	Window Area (Wa)	Cross Section (A)	Magnetic Path Length (l)	Volume (V)	Dimensions (mm)		Package Unit (pcs/box)
							OD (max) * ID (min) * HT (max)		
							Before coating	After coating	
NPF200026	26	32	1,484,000 cmil 7.500 cm ²	0.1940 inch ² 1.251 cm ²	5.020 inch 12.73 cm	0.9739 inch ³ 15.929 cm ³	50.80*31.75*13.46	51.69*30.94*14.35	96
NPF200040	40	49							
NPF200060	60	73							
NPF200075	75	91							
NPF200090	90	109							
NPF225026	26	33	1,871,000 cmil 9.480 cm ²	0.2240 inch ² 1.444 cm ²	5.630 inch 14.30 cm	1.2610 inch ³ 20.650 cm ³	57.15*35.56*13.97	58.04*34.75*14.86	96
NPF225040	40	50							
NPF225060	60	75							
NPF225075	75	94							
NPF225090	90	112							
NPF226026	26	60	1,014,049 cmil 5.140 cm ²	0.3550 inch ² 2.290 cm ²	4.930 inch 12.50 cm	1.7500 inch ³ 28.600 cm ³	57.15*26.39*15.24	58.04*25.58*16.13	96
NPF226040	40	92							
NPF226060	60	138							
NPF226075	75	172							
NPF226090	90	207							
NPF250026	26	83	1,525,610 cmil 7.725 cm ²	0.5700 inch ² 3.675 cm ²	5.660 inch 14.37 cm	3.2230 inch ³ 52.810 cm ³	62.00*32.60*25.00	63.09*31.31*26.26	64
NPF250040	40	128							
NPF250060	60	192							
NPF250075	75	240							
NPF250090	90	288							
NPF268026	26	62	1,898,526 cmil 9.620 cm ²	0.4811 inch ² 3.104 cm ²	6.4291 inch 16.33 cm	3.0932 inch ³ 50.690 cm ³	68.00*36.00*20.00	69.40*34.70*21.40	48
NPF268040	40	95							
NPF268060	60	143							
NPF268075	75	179							
NPF268090	90	215							
NPF290026	26	89	3,009,618 cmil 15.250 cm ²	0.7812 inch ² 5.040 cm ²	7.2362 inch 18.38 cm	5.6532 inch ³ 92.640 cm ³	74.10*45.30*35.00	75.20*44.07*36.27	27
NPF290040	40	137							
NPF290060	60	206							
NPF290075	75	257							
NPF290090	90	309							
NPF300026	26	30	3,564,544 cmil 18.060 cm ²	0.2740 inch ² 1.770 cm ²	7.720 inch 19.61 cm	2.1220 inch ³ 34.770 cm ³	77.80*49.23*12.70	78.94*47.96*13.97	54
NPF300040	40	45							
NPF300060	60	68							
NPF300075	75	85							
NPF300090	90	102							
NPF306026	26	37	3,564,544 cmil 18.060 cm ²	0.3440 inch ² 2.219 cm ²	7.720 inch 19.61 cm	2.6560 inch ³ 43.523 cm ³	77.80*49.23*15.88	78.94*47.96*17.15	54
NPF306040	40	57							
NPF306060	60	85							
NPF306075	75	107							
NPF306090	90	128							

Part Number	Permeability (μ)	A ₁ ±8%	Window Area (Wa)	Cross Section (A)	Magnetic Path Length (l)	Volume (V)	Dimensions (mm)		Package Unit (pcs/box)
							OD (max) * ID (min) * HT (max)		
							Before coating	After coating	
NPF400026	26	40	4,818,025 cmil 24.413 cm ²	0.4606 inch ² 2.972 cm ²	9.555 inch 24.27 cm	4.1010 inch ³ 72.122 cm ³	101.60*57.15*13.59	103.27*55.75*15.06	24
NPF400040	40	61.5							
NPF400060	60	92.3							
NPF400075	75	115							
NPF400090	90	139							
NPF401026	26	47.4	4,818,025 cmil 24.413 cm ²	0.5460 inch ² 3.523 cm ²	9.555 inch 24.27 cm	5.2170 inch ³ 84.495 cm ³	101.60*57.15*16.51	102.87*55.75*17.78	24
NPF401040	40	72.9							
NPF401060	60	112							
NPF401075	75	137							
NPF401090	90	164							
NPF500026	26	54	9,190,484 cmil 46.566 cm ²	0.8288 inch ² 5.347 cm ²	12.764 inch 32.42 cm	10.9471 inch ³ 178.300 cm ³	132.50*78.60*20.30	134.20*77.00*21.70	20
NPF500040	40	83							
NPF500060	60	124							
NPF500075	75	155							
NPF500090	90	186							

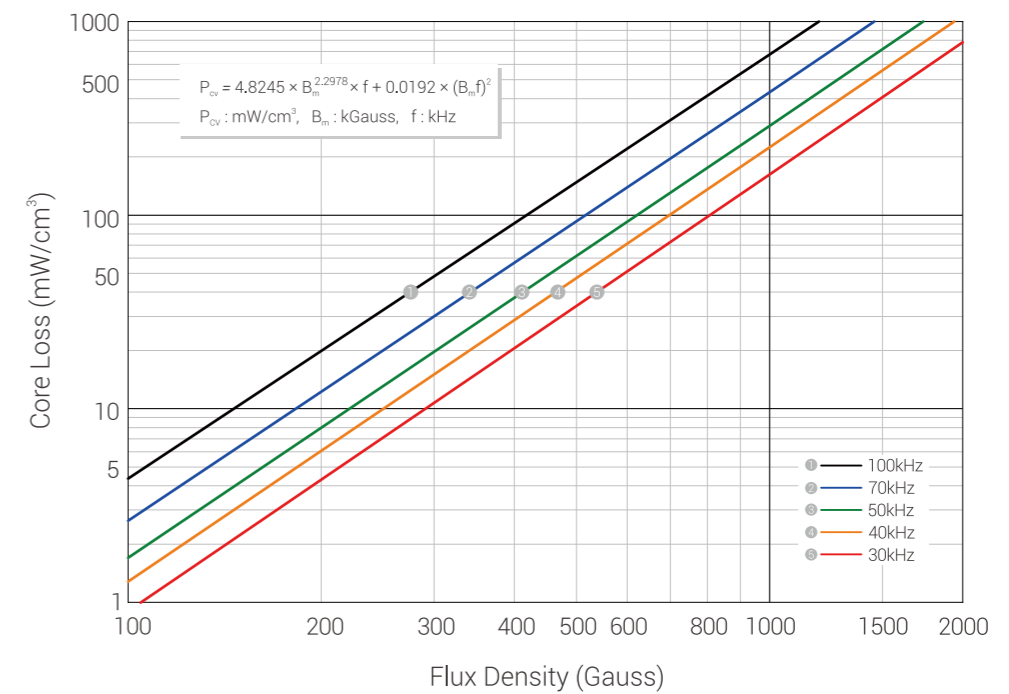




• Permeability vs DC Bias Curves



• Core Loss Curves 60μ



/ NPN SERIES

特征

- 铁镍合金具有分布式气隙
- 高饱和磁通密度(1.5T)
- 优异的直流偏置特性
- 低损耗
- 良好的温度稳定性

FEATURES

- FeNi alloy with distributed air gap
- High saturation flux density (1.5T)
- Superior DC bias performance
- Lower loss
- Good temperature stabilization

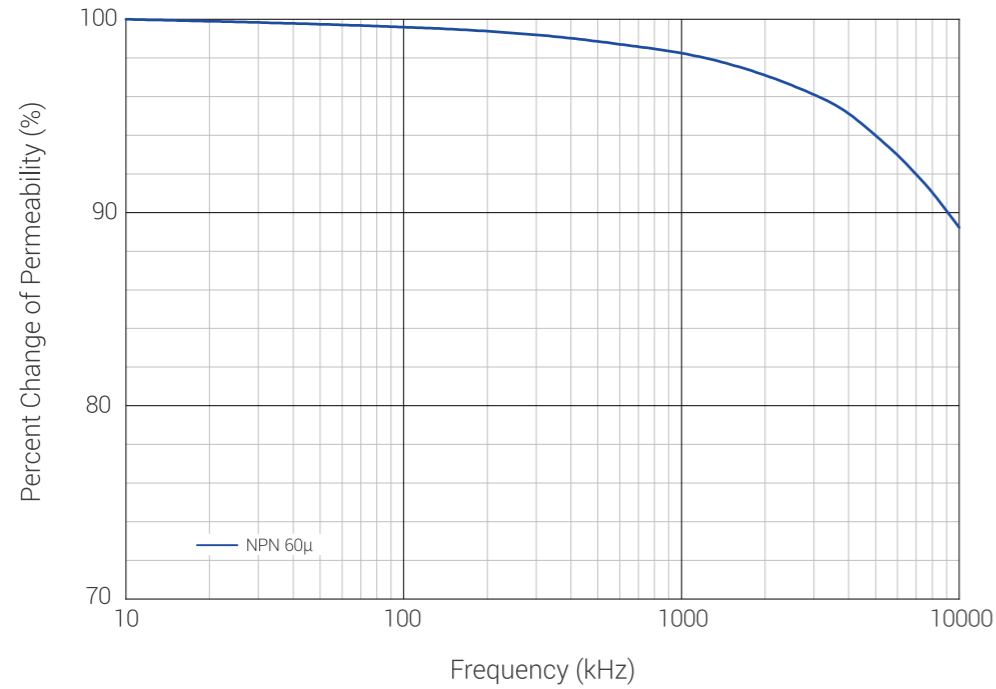
应用

- 新能源汽车
- 服务器电源
- 通信电源
- 工业电源
- 特种电源

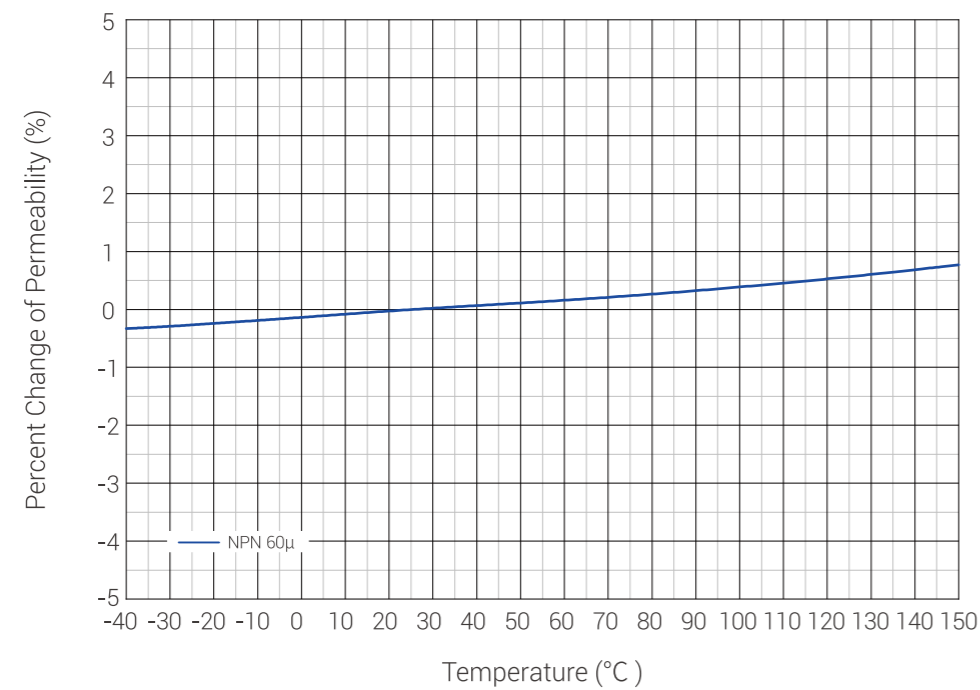
APPLICATIONS

- New energy vehicle
- Server power supply
- Communication power supply
- Industrial power supply
- Special power supply

• Permeability vs Frequency Curves



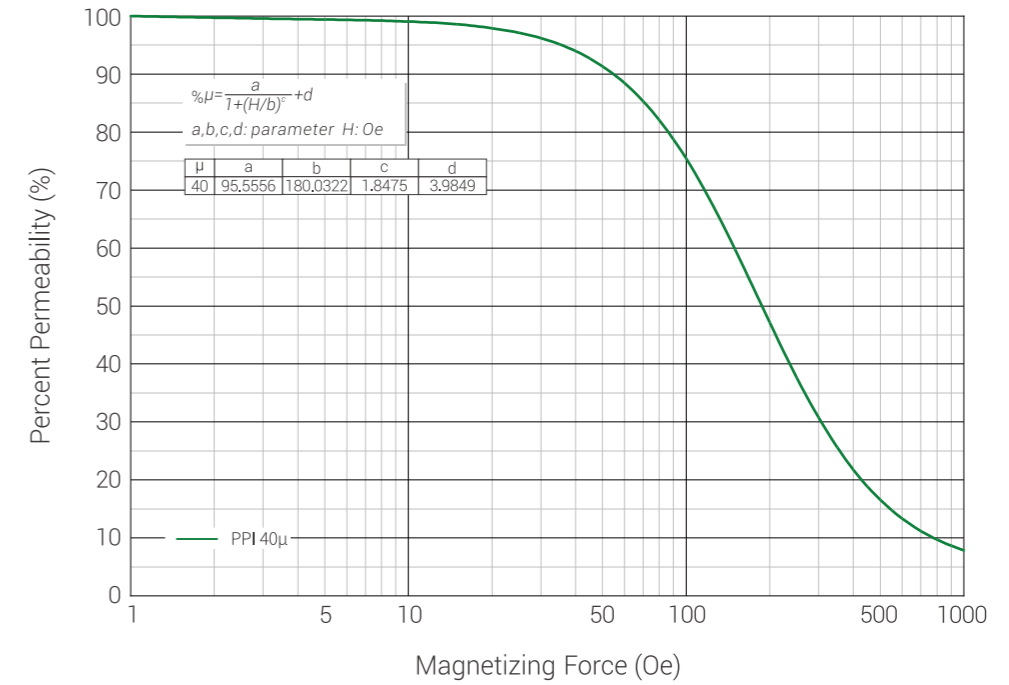
• Permeability vs Temperature Curves



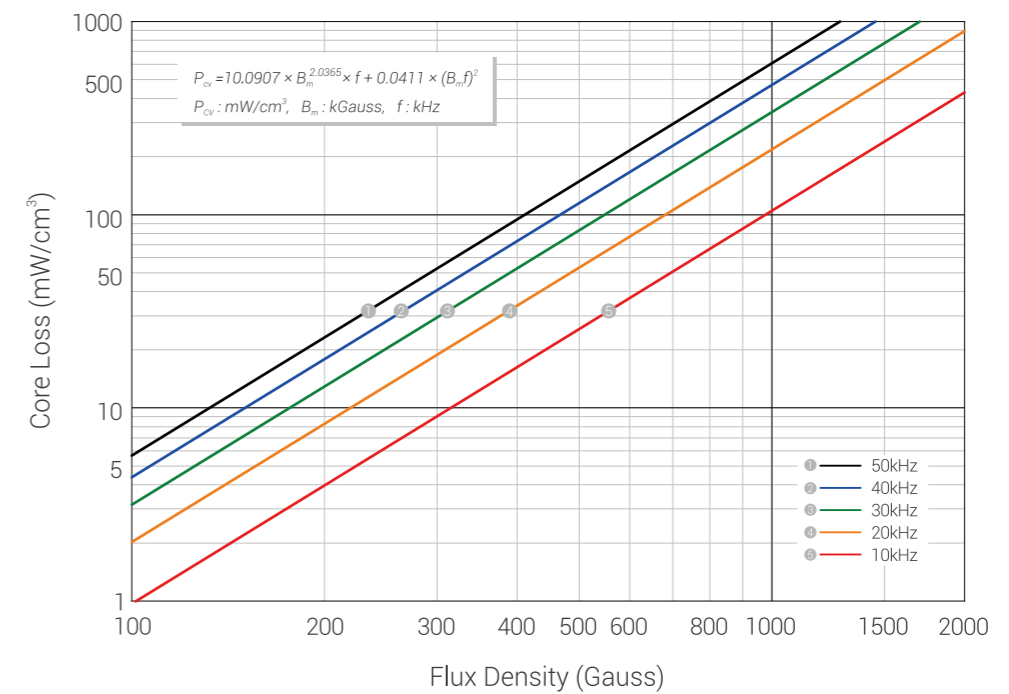
Part Number	Permeability (μ)	A ₁ ±8%	Window Area (Wa)	Cross Section (A)	Magnetic Path Length (l)	Volume (V)	Dimensions (mm)		Package Unit (pcs/box)
							OD (max) * ID (min) * HT (max)	Before coating	
NPN068060	60	43	126,000 cmil 0.638 cm ²	0.0360 inch ² 0.232 cm ²	1.630 inch 4.14 cm	0.0587 inch ³ 0.961 cm ³	17.27*9.65*6.35	18.03*9.02*7.11	2750
NPN080060	60	32	225,600 cmil 1.140 cm ²	0.0350 inch ² 0.226 cm ²	2.010 inch 5.09 cm	0.0704 inch ³ 1.151 cm ³	20.32*12.70*6.35	21.08*12.07*7.11	810
NPN090060	60	43	277,700 cmil 1.410 cm ²	0.0513 inch ² 0.331 cm ²	2.230 inch 5.67 cm	0.1146 inch ³ 1.877 cm ³	22.86*13.97*7.62	23.62*13.39*8.38	810
NPN092060	60	51	293,800 cmil 1.490 cm ²	0.0610 inch ² 0.388 cm ²	2.320 inch 5.88 cm	0.1415 inch ³ 2.281 cm ³	23.57*14.40*8.89	24.28*13.77*9.70	729
NPN106060	60	75	308,000 cmil 1.560 cm ²	0.1014 inch ² 0.654 cm ²	2.500 inch 6.35 cm	0.2536 inch ³ 4.154 cm ³	26.92*14.73*11.18	27.70*14.10*11.99	448
NPN107060	60	112	240,706 cmil 1.220 cm ²	0.1390 inch ² 0.897 cm ²	2.528 inch 6.42 cm	0.3514 inch ³ 5.758 cm ³	28.25*13.10*12.05	29.05*12.47*13.00	448
NPN130060	60	61	577,600 cmil 2.930 cm ²	0.1042 inch ² 0.672 cm ²	3.210 inch 8.15 cm	0.3354 inch ³ 5.477 cm ³	33.02*19.94*10.67	33.83*19.30*11.61	252
NPN131060	60	83	465,628 cmil 2.360 cm ²	0.1309 inch ² 0.844 cm ²	3.074 inch 7.81 cm	0.4193 inch ³ 6.871 cm ³	33.27*18.00*11.52	34.08*17.36*12.50	252
NPN135060	60	38	788,500 cmil 4.010 cm ²	0.0704 inch ² 0.454 cm ²	3.530 inch 8.95 cm	0.2485 inch ³ 4.063 cm ³	34.29*23.37*8.89	35.20*22.56*9.83	288
NPN141060	60	56	719,100 cmil 3.629 cm ²	0.1051 inch ² 0.678 cm ²	3.540 inch 8.98 cm	0.3721 inch ³ 6.088 cm ³	35.81*22.35*10.46	36.70*21.50*11.28	252
NPN157060	60	81	842,700 cmil 4.270 cm ²	0.1662 inch ² 1.072 cm ²	3.880 inch 9.84 cm	0.6449 inch ³ 10.549 cm ³	39.88*24.13*14.48	40.69*23.32*15.37	150
NPN158060	60	122	700,415 cmil 3.550 cm ²	0.2383 inch ² 1.537 cm ²	3.744 inch 9.51 cm	0.9180 inch ³ 15.043 cm ³	40.13*22.08*17.00	40.94*21.27*17.89	125
NPN184060	60	135	842,700 cmil 4.270 cm ²	0.3080 inch ² 1.990 cm ²	4.230 inch 10.74 cm	1.3030 inch ³ 21.373 cm ³	46.74*24.13*18.03	47.63*23.32*18.92	125
NPN185060	60	86	1,206,000 cmil 6.110 cm ²	0.2080 inch ² 1.340 cm ²	4.580 inch 11.63 cm	0.9526 inch ³ 15.584 cm ³	46.74*28.70*15.24	47.60*27.69*16.13	150
NPN200060	60	73	1,484,000 cmil 7.500 cm ²	0.1940 inch ² 1.251 cm ²	5.020 inch 12.73 cm	0.9739 inch ³ 15.929 cm ³	50.80*31.75*13.46	51.69*30.94*14.35	96
NPN225060	60	75	1,871,000 cmil 9.480 cm ²	0.2240 inch ² 1.444 cm ²	5.630 inch 14.30 cm	1.2610 inch ³ 20.650 cm ³	57.15*35.56*13.97	58.04*34.75*14.86	96
NPN226060	60	138	1,014,049 cmil 5.140 cm ²	0.3550 inch ² 2.290 cm ²	4.930 inch 12.50 cm	1.7500 inch ³ 28.600 cm ³	57.15*26.39*15.24	58.04*25.58*16.13	96
NPN250060	60	192	1,525,610 cmil 7.725 cm ²	0.5700 inch ² 3.675 cm ²	5.660 inch 14.37 cm	3.2230 inch ³ 52.810 cm ³	62.00*32.60*25.00	63.09*31.31*26.26	64
NPN300060	60	68	3,564,544 cmil 18.060 cm ²	0.2740 inch ² 1.770 cm ²	7.720 inch 19.61 cm	2.1220 inch ³ 34.770 cm ³	77.80*49.23*12.70	78.94*47.96*13.97	54
NPN306060	60	85	3,564,544 cmil 18.060 cm ²	0.3440 inch ² 2.219 cm ²	7.720 inch 19.61 cm	2.6560 inch ³ 43.523 cm ³	77.80*49.23*15.88	78.94*47.96*17.15	54



• Permeability vs DC Bias Curves



• Core Loss Curves 40μ



/ PPI SERIES

特征

- 损耗比铁粉芯更低耗
- 高饱和磁通密度(1.3T)
- 良好的直流偏置性
- 性价比高

FEATURES

- Lower losses than iron cores
- High saturation flux density (1.3T)
- Good DC bias performance
- Cost effective

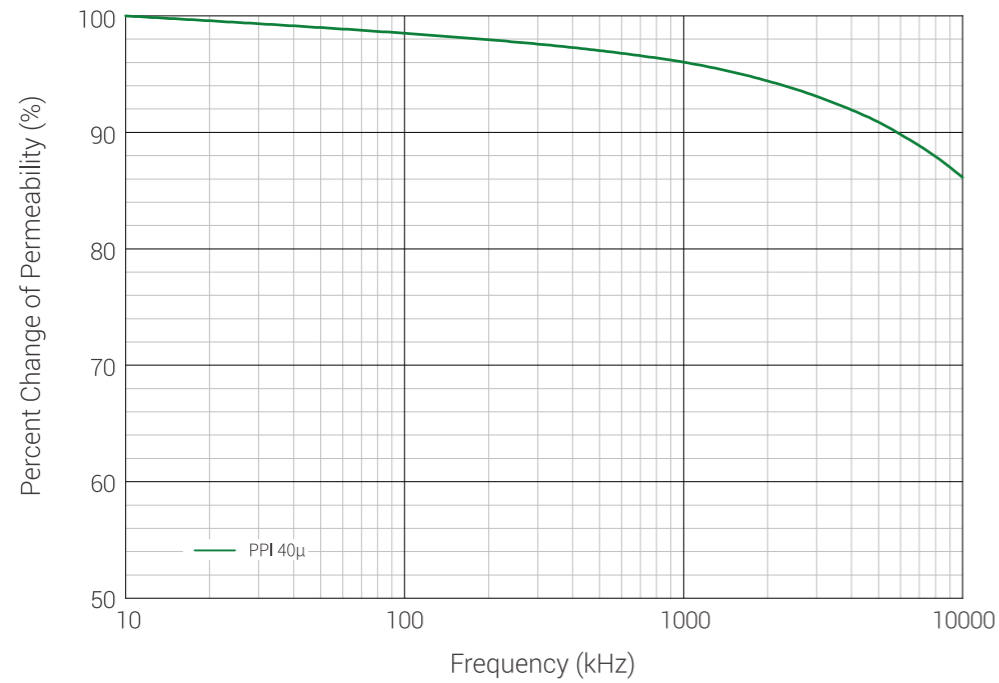
应用

- UPS电源PFC电感
- UPS电源逆变电感
- 光伏逆变器

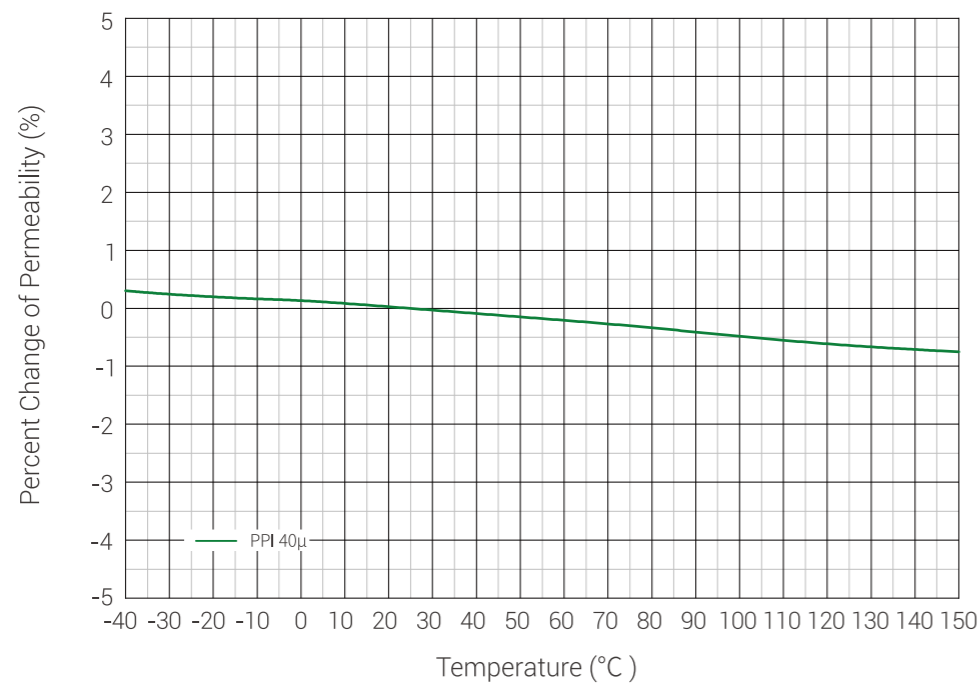
APPLICATIONS

- PFC choke for UPS
- INV choke for UPS
- PV inverter

• Permeability vs Frequency Curves



• Permeability vs Temperature Curves



Part Number	Permeability (μ)	A _w ±8%	Window Area (Wa)	Cross Section (A)	Magnetic Path Length (l)	Volume (V)	Dimensions (mm)		Package Unit (pcs/box)
							OD (max) * ID (min) * HT (max)	Before coating	
PPI130040	40	41	577,600 cmil 2.930 cm ²	0.1042 inch ² 0.672 cm ²	3.210 inch 8.15 cm	0.3354 inch ³ 5.477 cm ³	33.22*19.94*10.87	34.23*19.30*11.81	252
PPI131040	40	55	465,628 cmil 2.360 cm ²	0.1309 inch ² 0.844 cm ²	3.074 inch 7.81 cm	0.4193 inch ³ 6.871 cm ³	33.47*18.00*11.87	34.48*17.36*12.81	252
PPI135040	40	25	788,500 cmil 4.010 cm ²	0.0704 inch ² 0.454 cm ²	3.530 inch 8.95 cm	0.2485 inch ³ 4.063 cm ³	34.49*23.37*9.09	35.50*22.56*10.03	288
PPI141040	40	37	719,100 cmil 3.640 cm ²	0.1051 inch ² 0.678 cm ²	3.540 inch 8.98 cm	0.3721 inch ³ 6.088 cm ³	36.01*22.35*10.66	37.10*21.54*11.48	252
PPI157040	40	54	842,700 cmil 4.270 cm ²	0.1662 inch ² 1.072 cm ²	3.880 inch 9.84 cm	0.6449 inch ³ 10.549 cm ³	40.08*24.13*14.68	41.09*23.32*15.57	150
PPI158040	40	81	700,415 cmil 3.550 cm ²	0.2383 inch ² 1.537 cm ²	3.744 inch 9.51 cm	0.9180 inch ³ 15.043 cm ³	40.33*22.08*17.20	41.34*21.27*18.09	125
PPI184040	40	90	842,700 cmil 4.270 cm ²	0.3080 inch ² 1.990 cm ²	4.230 inch 10.74 cm	1.3030 inch ³ 21.373 cm ³	46.94*24.13*18.23	48.08*23.32*19.12	125
PPI185040	40	57	1,206,000 cmil 6.110 cm ²	0.2080 inch ² 1.340 cm ²	4.580 inch 11.63 cm	0.9526 inch ³ 15.584 cm ³	46.94*28.70*15.24	48.03*27.69*16.33	150
PPI200040	40	49	1,484,000 cmil 7.500 cm ²	0.1940 inch ² 1.251 cm ²	5.020 inch 12.73 cm	0.9739 inch ³ 15.929 cm ³	51.00*31.75*13.66	52.09*30.94*14.55	96
PPI225040	40	50	1,871,000 cmil 9.480 cm ²	0.2240 inch ² 1.444 cm ²	5.630 inch 14.30 cm	1.2610 inch ³ 20.650 cm ³	57.35*35.56*14.17	58.44*34.75*15.06	96
PPI226040	40	92	1,014,049 cmil 5.140 cm ²	0.3550 inch ² 2.290 cm ²	4.930 inch 12.50 cm	1.7500 inch ³ 28.600 cm ³	57.35*26.39*15.44	58.44*25.58*16.33	96
PPI250040	40	128	1,525,610 cmil 7.725 cm ²	0.5700 inch ² 3.675 cm ²	5.660 inch 14.37 cm	3.2230 inch ³ 52.810 cm ³	62.20*32.60*25.20	63.49*31.31*26.46	64
PPI300040	40	45	3,564,554 cmil 18.060 cm ²	0.2740 inch ² 1.770 cm ²	7.720 inch 19.61 cm	2.1220 inch ³ 34.770 cm ³	78.00*49.23*12.90	79.34*47.96*14.17	54
PPI306040	40	57	3,564,544 cmil 18.060 cm ²	0.3440 inch ² 2.219 cm ²	7.720 inch 19.61 cm	2.6560 inch ³ 43.523 cm ³	78.00*49.23*16.08	79.34*47.96*17.35	54
PPI400040	40	61.5	4,818,025 cmil 24.413 cm ²	0.4606 inch ² 2.972 cm ²	9.555 inch 24.27 cm	4.1010 inch ³ 72.122 cm ³	101.80*57.15*13.79	103.27*55.75*15.06	24
PPI401040	40	72.9	4,818,025 cmil 24.413 cm ²	0.5460 inch ² 3.523 cm ²	9.555 inch 24.27 cm	5.2170 inch ³ 84.495 cm ³	101.80*57.15*16.71	103.27*55.75*17.98	24
PPI500040	40	82.7	9,190,484 cmil 46.566 cm ²	0.8288 inch ² 5.347 cm ²	12.764 inch 32.42 cm	10.9471 inch ³ 178.300 cm ³	132.50*78.60*20.30	134.20*77.00*21.70	20



/ NPU SERIES

特征

- 铁硅合金具有分布式气隙
- 高饱和磁通密度(1.0T)
- 优秀的直流偏置特性

FEATURES

- Silicon iron alloy with distributed air gap
- High saturation flux density (1.0T)
- Excellent DC bias performance

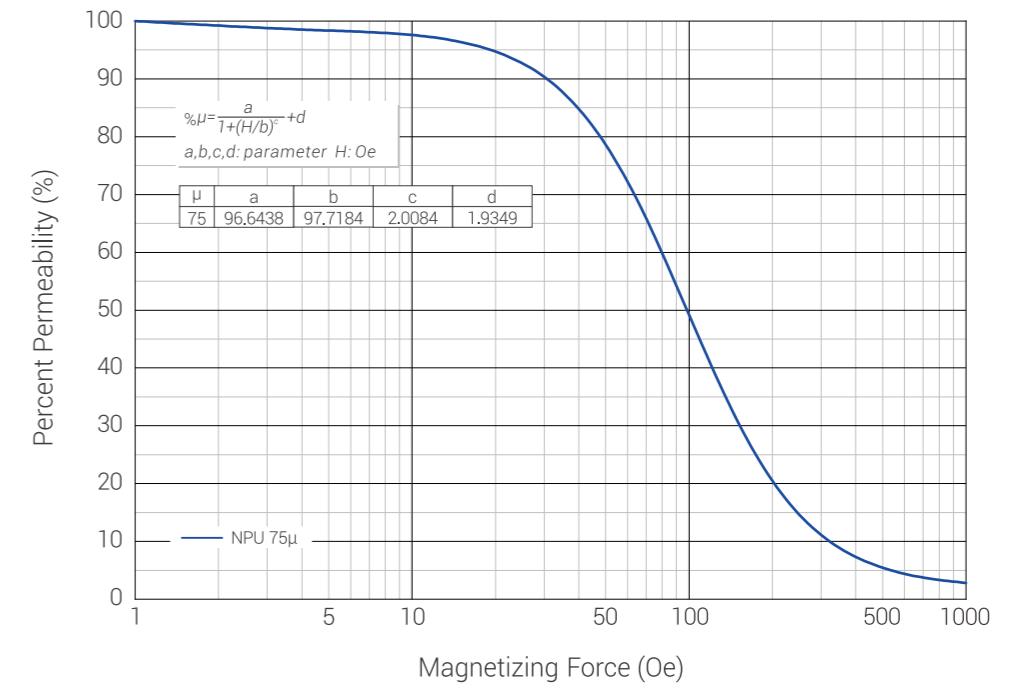
应用

- ≤30kHz应用
- 光伏逆变器
- 升压 / 逆变电感

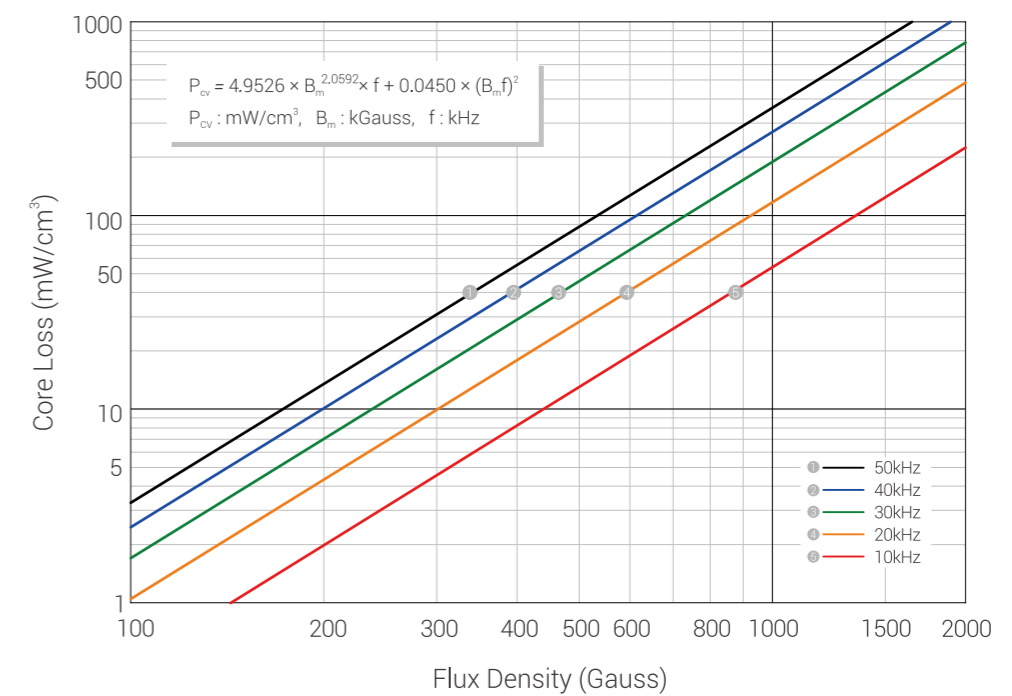
APPLICATIONS

- ≤30kHz application
- PV inverter
- Boost / INV inductor

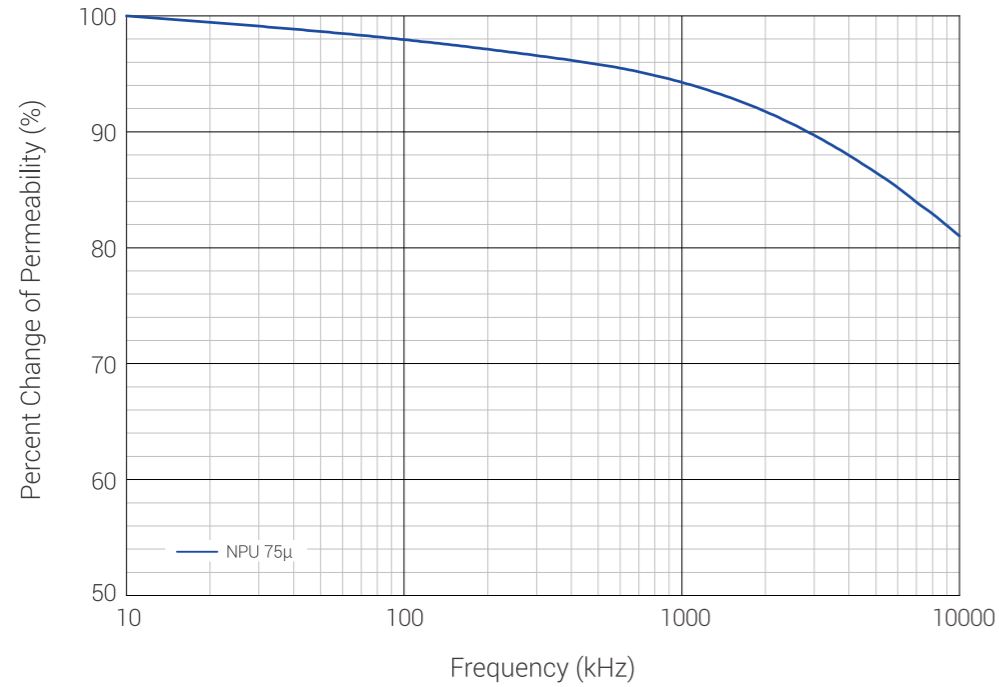
• Permeability vs DC Bias Curves



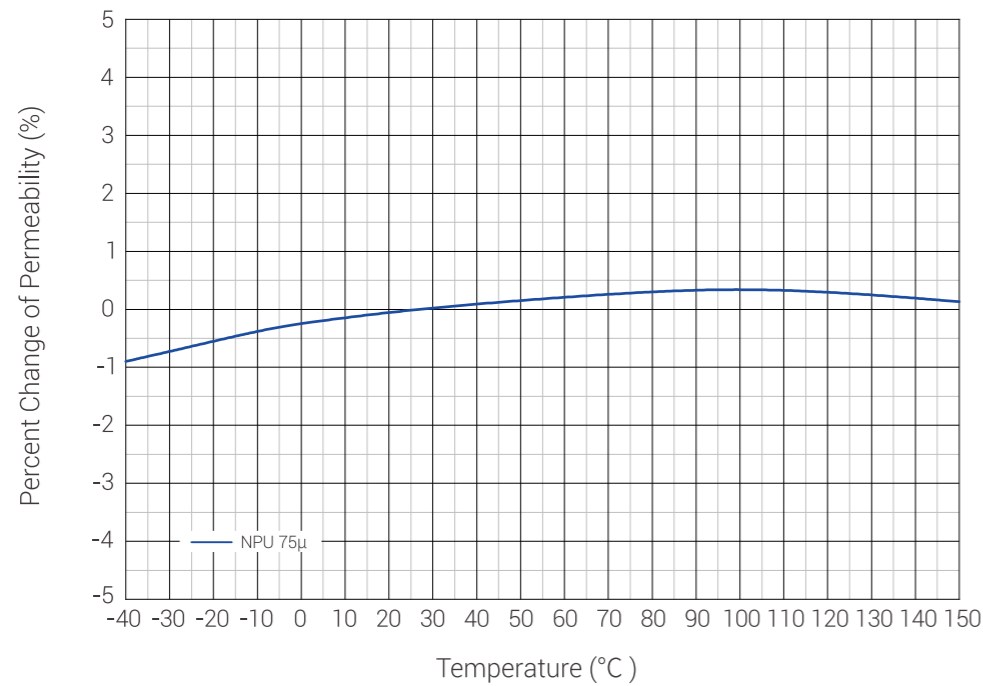
• Core Loss Curves 75μ




• Permeability vs Frequency Curves



• Permeability vs Temperature Curves



Part Number	Permeability (μ)	A _w ±8%	Window Area (Wa)	Cross Section (A)	Magnetic Path Length (l)	Volume (V)	Dimensions (mm)		Package Unit (pcs/box)
							OD (max) * ID (min) * HT (max)	Before coating	
NPU130075	75	76	577,600 cmil 2.930 cm ²	0.1042 inch ² 0.672 cm ²	3.210 inch 8.15 cm	0.3354 inch ³ 5.477 cm ³	33.02*19.94*10.67	33.83*19.30*11.61	252
NPU131075	75	104	465,628 cmil 2.360 cm ²	0.1309 inch ² 0.844 cm ²	3.074 inch 7.81 cm	0.4193 inch ³ 6.871 cm ³	33.27*18.00*11.52	34.08*17.36*12.50	252
NPU135075	75	47	788,500 cmil 4.010 cm ²	0.0704 inch ² 0.454 cm ²	3.530 inch 8.95 cm	0.2485 inch ³ 4.063 cm ³	34.29*23.37*8.89	35.20*22.56*9.83	288
NPU141075	75	70	719,100 cmil 3.629 cm ²	0.1051 inch ² 0.678 cm ²	3.540 inch 8.98 cm	0.3721 inch ³ 6.088 cm ³	35.81*22.35*10.46	36.70*21.50*11.28	252
NPU157075	75	101	842,700 cmil 4.270 cm ²	0.1662 inch ² 1.072 cm ²	3.880 inch 9.84 cm	0.6449 inch ³ 10.549 cm ³	39.88*24.13*14.48	40.69*23.32*15.37	150
NPU158075	75	153	700,415 cmil 3.550 cm ²	0.2383 inch ² 1.537 cm ²	3.744 inch 9.51 cm	0.9180 inch ³ 15.043 cm ³	40.13*22.08*17.00	40.94*21.27*17.89	125
NPU184075	75	169	842,700 cmil 4.270 cm ²	0.3080 inch ² 1.990 cm ²	4.230 inch 10.74 cm	1.3030 inch ³ 21.373 cm ³	46.74*24.13*18.03	47.63*23.32*18.92	125
NPU185075	75	107	1,206,000 cmil 6.110 cm ²	0.2080 inch ² 1.340 cm ²	4.580 inch 11.63 cm	0.9526 inch ³ 15.584 cm ³	46.74*28.70*15.24	47.60*27.69*16.13	150
NPU200075	75	91	1,484,000 cmil 7.500 cm ²	0.1940 inch ² 1.251 cm ²	5.020 inch 12.73 cm	0.9739 inch ³ 15.929 cm ³	57.80*31.75*13.46	51.69*30.94*14.35	96
NPU225075	75	94	1,871,000 cmil 9.480 cm ²	0.2240 inch ² 1.444 cm ²	5.630 inch 14.30 cm	1.2610 inch ³ 20.650 cm ³	57.15*35.56*13.97	58.04*34.75*14.86	96
NPU226075	75	172	1,014,049 cmil 5.140 cm ²	0.3550 inch ² 2.290 cm ²	4.930 inch 12.50 cm	1.7500 inch ³ 28.600 cm ³	57.15*26.39*15.24	58.04*25.58*16.13	96
NPU250075	75	240	1,525,610 cmil 7.725 cm ²	0.5700 inch ² 3.675 cm ²	5.660 inch 14.37 cm	3.2230 inch ³ 52.810 cm ³	62.00*32.60*25.00	63.09*31.31*26.26	64
NPU300075	75	85	3,564,544 cmil 18.060 cm ²	0.2740 inch ² 1.770 cm ²	7.720 inch 19.61 cm	2.1220 inch ³ 34.770 cm ³	77.80*49.23*12.70	78.94*47.96*13.97	54
NPU306075	75	107	3,564,544 cmil 18.060 cm ²	0.3440 inch ² 2.219 cm ²	7.720 inch 19.61 cm	2.6560 inch ³ 43.523 cm ³	77.80*49.23*15.88	78.94*47.96*17.15	54
NPU400075	75	115	4,818,025 cmil 24.413 cm ²	0.4606 inch ² 2.972 cm ²	9.555 inch 24.27 cm	4.1010 inch ³ 72.122 cm ³	101.60*57.15*13.59	103.27*55.75*15.06	24
NPU401075	75	137	4,818,025 cmil 24.413 cm ²	0.5460 inch ² 3.523 cm ²	9.555 inch 24.27 cm	5.2170 inch ³ 84.495 cm ³	101.60*57.15*16.51	102.87*55.75*17.78	24
NPU500075	75	155	9,190,484 cmil 46.566 cm ²	0.8288 inch ² 5.347 cm ²	12.764 inch 32.42 cm	10.9471 inch ³ 178.300 cm ³	132.50*78.60*20.30	134.20*77.00*21.70	20



SPECIAL-SHAPED CORE SERIES 异形磁芯系列

BLOCK CORE / 方块磁芯

CYLINDER CORE / 圆柱磁芯

ELLIPSE CORE / 椭圆磁芯

RHOMBUS CORE / 菱形磁芯

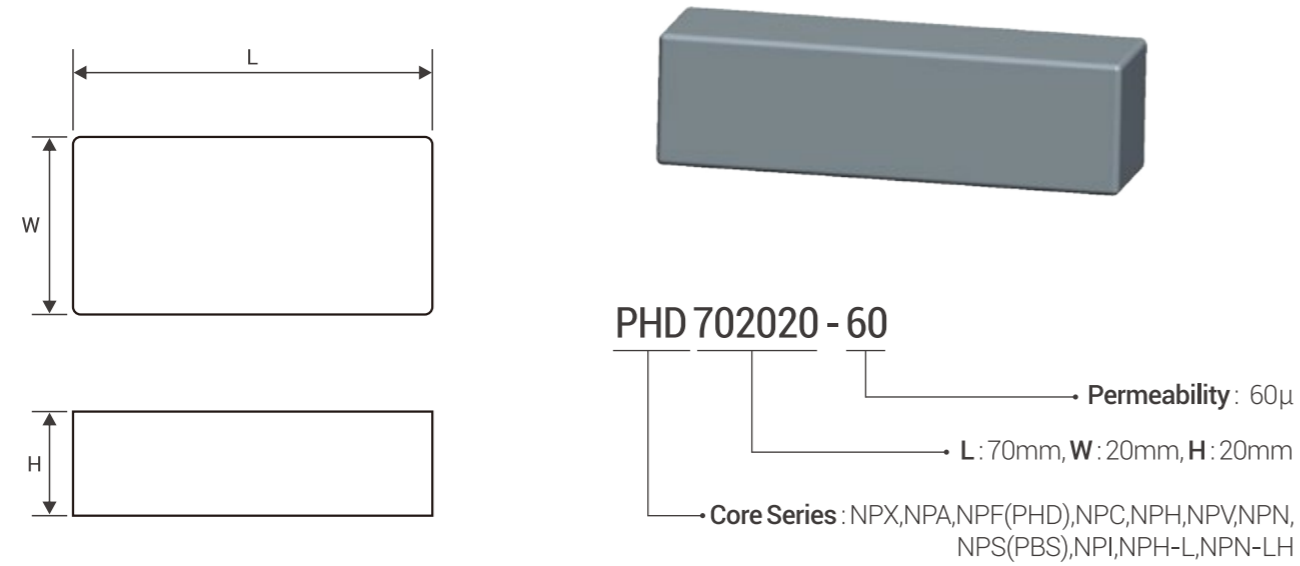
EQ CORE / EQ 磁芯

SEP CORE / SEP 磁芯

UU CORE / UU 磁芯

EE CORE / EE 磁芯

ILLUSTRATION OF CORE COMBINATION
/ 磁芯组合示例

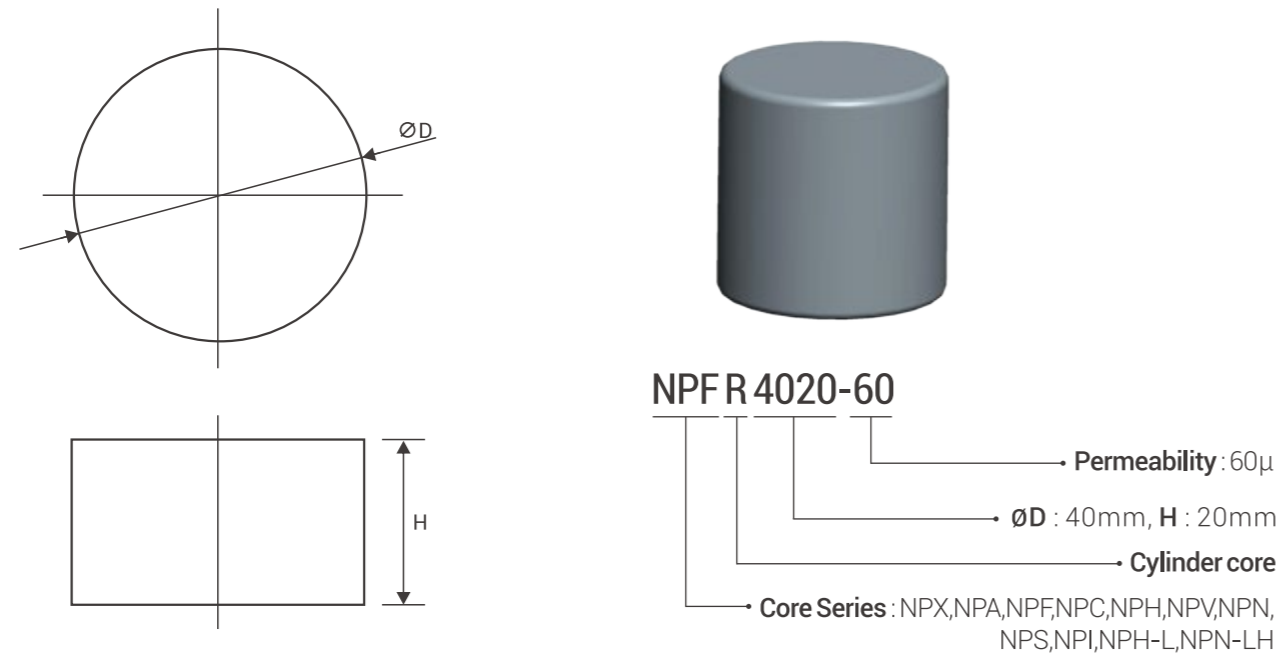


Part Number	L (mm)	W (mm)	H (mm)	Ae (cm ²)
PHD151515	15.2	14.8	15	2.22
PHD170915	17	8.4	15	1.26
PHD181115	18	10.7	15	1.61
PHD181520	18	15	20	3.00
PHD201820	20	18	20	3.60
PHD202020	20	20	20	4.00
PHD242020	24	20	20	4.00
PHD252020	25	20	20	4.00
PHD352020	35	20	20	4.00
PHD402009	40	20	9	1.80
PHD453010	45	30	10	3.00
PHD462020	46	20	20	4.00
PHD502820	50	28	20	5.60
PHD503020	50.5	30	20	6.00
PHD503520	50	35	20	7.00
*PHD503520R8	50	35	20	7.00
PHD522520	52	25	20	5.00
PHD523020	52	30	20	6.00
PHD552020	55	20	20	4.00
PHD553020	55	30	20	6.00
PHD602020	60.5	20.2	20	4.04
PHD603020	60.5	30.3	20	6.06
PHD605020	60.5	50.5	20	10.1
*PHD612712R6	61	26.5	12	3.18
PHD621916	62.5	19.5	16.5	3.22

Part Number	L (mm)	W (mm)	H (mm)	Ae (cm ²)
PHD702020	70.6	20.2	20	4.04
PHD703020	70.6	30.3	20	6.06
PHD703520	70	35	20	7.00
PHD802020	80.7	20.2	20	4.04
PHD803020	80.7	30.3	20	6.06
PHD852020	85.7	20.2	20	4.04
PHD902320	90.5	23.2	20	4.64
PID1005020	100	50	20	10.00

* The part marked with "*" is special block shape. Please refer to POCO for details.
带*方块为特殊形状, 详情请咨询铂科。

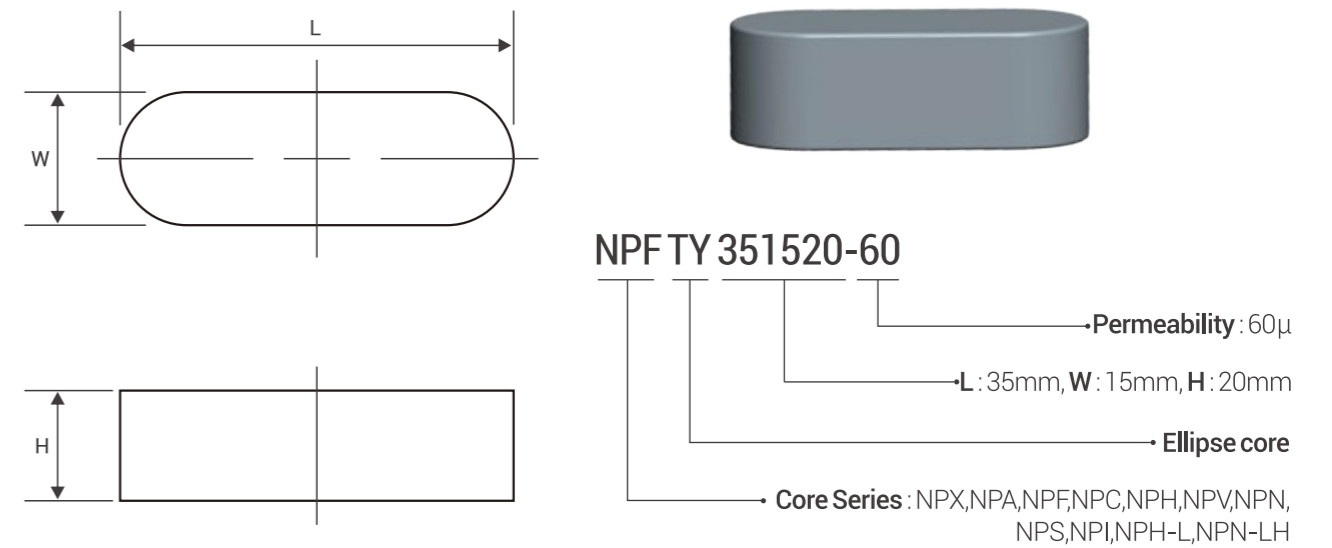
CYLINDER CORE



Part Number	ØD (mm)	H (mm)	Ae (cm ²)
NPFR0503	4.5	3.0	0.16
NPFR0506	4.5	6.0	0.16
NPFR0610	6.0	10	0.28
NPFR0706	7.5	5.5	0.44
NPFR0708	7.5	8.0	0.44
NPFR0903	8.5	3.0	0.57
NPFR0905	8.5	5.0	0.57
NPFR0906	8.5	6.0	0.57
NPFR0907	8.5	7.0	0.57
NPFR1010	10	10	0.79
NPFR1320	12.7	20	1.26
NPFR1515	15.1	15.35	1.79
NPFR1520	15	20	1.76
NPFR1620	16.2	20	2.06
NPFR1920	19	20	2.83
NPFR2020	20	20	3.14
NPFR2120	21	20	3.46
NPFR2320	23.2	20	4.23
NPFR2520	25	20	4.90
NPFR2820	28	20	6.15
NPFR3020	30	20	7.06
NPFR3320	33	20	8.55
NPFR3520	34.8	20	9.51
NPFR4020	40	20	12.56
NPFR5020	50	20	19.63

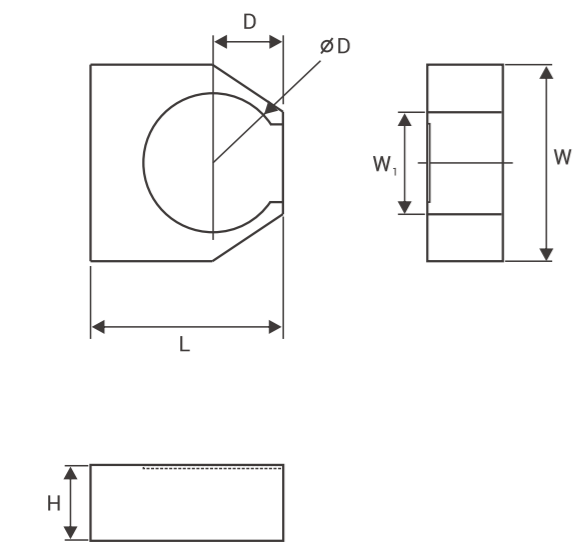
* The core height is customizable, please refer to POCO for details.
磁芯高度可定制, 详情请咨询铂科。

ELLIPSE CORE



Part Number	L (mm)	W (mm)	H (mm)	Ae (cm ²)
NPFTY120910	12	9.2	10	0.92
NPFTY131120	13	11	20	1.17
NPFTY171119	17	11	19	1.61
NPFTY181219	18	12	19	1.85
* NPFTY181510B	18	15.5	10	2.27
NPFTY221625	22	16	25	2.97
NPFTY221919	22	19	19	3.40
NPFTY281819	28	18	19	4.34
NPFTY351520	35	15	20	4.77
NPFTY361620	36.5	16.5	20	5.44
NPFTY432420	43	24	20	9.08
NPFTY452110	45	21	10	8.50
NPFTY501908	50	19	8	8.72
NPFTY542610	54	26	10	12.58
NPFTY551910	55	19	10	9.67
NPFTY552820	55	28	20	13.71
NPFTY593708	59	37	8	18.89
NPFTY603410	60	34	10	17.91
NPFTY663711	66	37	11	21.48
NPFTY754315	75	43	15	28.27
NPFTY843023	84	30.3	23	23.47
NPFTY855520	85	55	20	40.25

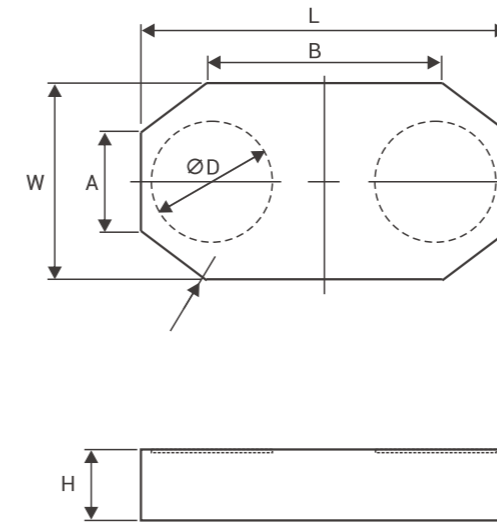
* The part marked with "*" is special ellipse shape. Please refer to POCO for details.
带*为椭圆特殊形状, 详情请咨询铂科。



NPFT 464818-60

- Permeability: 60μ
- L: 46mm, W: 48mm, H: 18mm
- Rhombus core
- Core Series: NPX, NPA, NPF, NPC, NPH, NPV, NPS, NPI, NPH-L


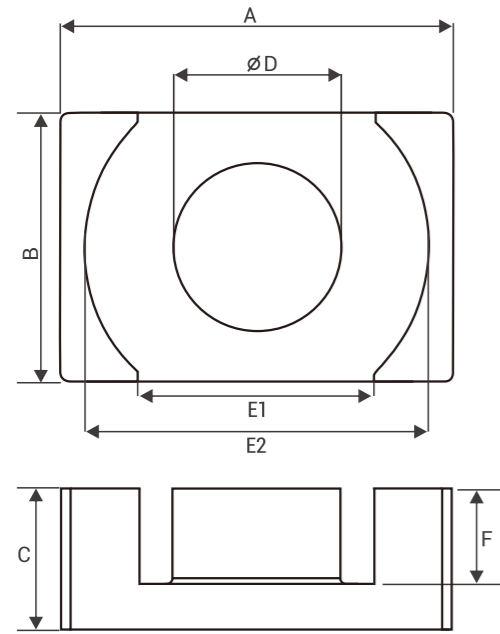
Part Number	L (mm)	W ₁ (mm)	W (mm)	ØD (mm)	H (mm)
NPFT404315	40	22	43	28.7	15.5
NPFT464818	46	25	48	/	18



NPFL 804315-60

- Permeability: 60μ
- L: 80mm, W: 43mm, H: 15mm
- Rhombus core
- Core Series: NPX, NPA, NPF, NPC, NPH, NPV, NPS, NPI, NPH-L

Part Number	L (mm)	A (mm)	B (mm)	W (mm)	ØD (mm)	H (mm)
NPFL392506	39	12	19	25	/	6
NPFL422607	42	12	29	26	/	7
NPFL493008	49	14.9	28.2	30	/	8
NPFL684708	68	16	47.3	47	16	8
NPFL804315	80	22	51	43	/	15.5
NPFL924816	92	25	58.2	48	/	16


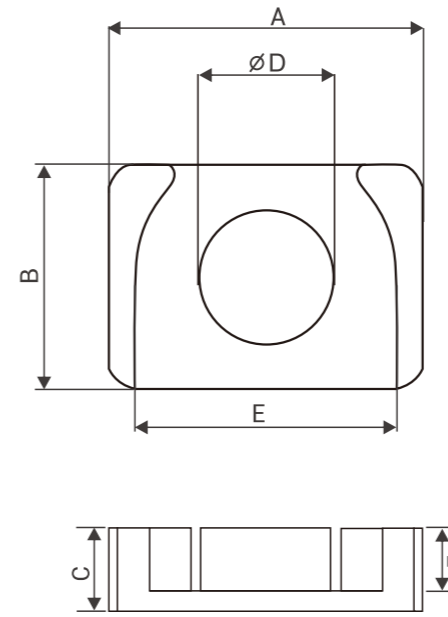


EQ F 3222-60

- Permeability: 60 μ
- A: 32mm, B: 22mm
- Core Series : NPX,NPA,NPF,NPC,NPH,NPV,NPN, NPS,NPI,NPH-L,NPN-LH
- EQ core

Part Number	A _L ±12% (nH/n ²)			A (mm)	B (mm)	C (mm)	ØD (mm)	E1(mm)	E2(mm)	F (mm)	Ae (cm ²)	Le (cm)	Ve (cm ³)
	26 μ	40 μ	60 μ										

EQF1809	33	51	76	18.00	9.70	4.50	6.20	13.40	15.60	2.65	0.302	2.99	0.903
EQF2014	44	68	101	20.50	14.00	8.10	8.80	13.30	18.00	5.70	0.608	4.52	2.750
EQF2619	72	110	165	26.50	19.00	10.10	12.00	15.60	22.60	6.80	1.198	5.47	6.553
EQF3222	83	127	190	32.00	22.00	10.30	13.50	21.60	27.60	6.60	1.523	6.03	9.184
EQF3626	62	96	144	36.00	26.00	17.40	15.00	22.10	32.00	13.40	1.808	9.47	17.120
EQF4128	57	87	131	41.50	28.00	19.90	15.00	26.40	36.50	15.40	1.997	11.52	23.010
EQF4228	73	113	169	41.50	28.00	15.50	16.00	28.60	36.50	11.00	2.001	8.95	18.000
EQF4534	127	196	294	44.70	33.70	10.90	19.30	28.00	38.90	7.20	2.926	7.51	21.970
EQF5032	77	118	178	50.00	32.00	25.00	20.00	33.90	44.00	19.50	3.141	13.34	41.900
EQF5042	160	247	370	49.70	41.70	8.50	20.70	32.30	44.30	3.80	3.365	6.86	23.080


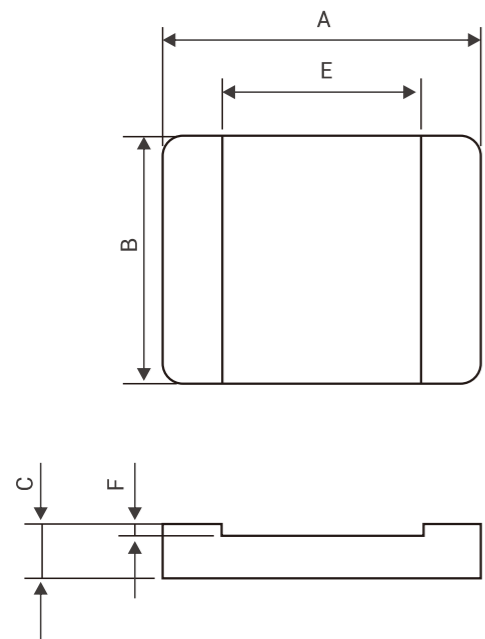


SEP 322210 H-60

- Permeability: 60 μ
- Core Series : NPX,NPA,NPF,NPC,NPH,NPV,NPN, NPS,NPI,NPH-L,NPN-LH
- A: 32mm, B: 20mm, C: 10mm
- SEP core

Part Number	A _L ±12% (nH/n ²)			A (mm)	B (mm)	C (mm)	ØD (mm)	E (mm)	F (mm)	Ae (cm ²)	Le (cm)	Ve (cm ³)
	26 μ	40 μ	60 μ									


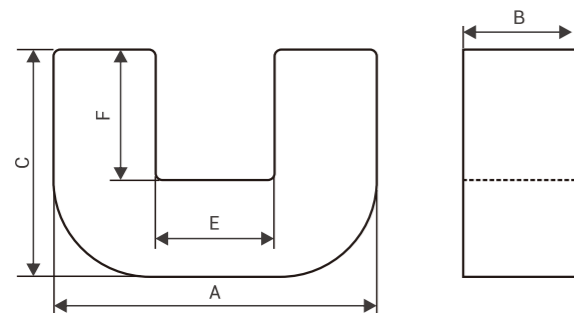
SEP191106H	39	60	90	18.8	11.0	6.0	7.4	15.6	4.0	0.425	3.54	1.505
SEP231408H	42	65	97	23.2	13.8	8.7	9.0	19.6	6.2	0.636	4.94	3.142
SEP251808H	64	98	147	24.7	18.0	8.4	11.0	21.0	5.4	0.950	4.86	4.617
SEP251810H	53	82	123	24.7	18.0	10.8	11.0	21.0	7.8	0.950	5.82	5.529
SEP241408H	48	74	111	23.4	14.1	7.5	9.1	19.4	4.95	0.650	4.43	2.880
SEP262309H	77	119	179	25.8	22.8	9.25	12.8	22.9	6.45	1.287	5.43	6.988
SEP300807H	74	114	171	29.7	19.7	6.9	11.7	26.2	3.75	1.075	4.75	5.106
SEP302009H	64	99	148	30.0	20.0	9.2	12.0	25.6	5.9	1.140	5.81	6.623
SEP302011H	54	84	125	30.0	20.0	11.8	12.0	25.6	8.5	1.140	6.85	7.809
SEP322210H	75	115	172	32.0	22.0	10.3	13.5	27.0	6.6	1.430	6.25	8.938
SEP322213H	62	96	144	32.0	22.0	13.4	13.5	27.0	9.7	1.430	7.49	10.711
SEP322215H	57	88	131	32.0	22.0	15.2	13.5	27.0	11.5	1.430	8.21	11.740
SEP362411H	86	132	197	35.9	23.7	11.2	15.0	30.7	7.2	1.767	6.75	11.930
SEP362414H	72	111	166	35.9	23.7	14.4	15.0	30.7	10.4	1.767	8.03	14.190
SEP422512H	88	136	204	42.0	25.0	12.3	16.2	35.2	7.9	2.060	7.61	15.677
SEP422515H	75	115	172	42.0	25.0	15.8	16.2	35.2	11.4	2.060	9.01	18.561
SEP423114H	108	166	249	41.5	30.5	13.5	18.5	36.5	9.0	2.688	8.15	21.910
SEP462819H	69	106	159	46.5	28.0	19.4	14.9	39.3	14.5	2.080	9.81	20.405
SEP493006H	193	296	444	48.7	29.7	6.1	21.2	41.8	2.95	3.530	5.99	21.140



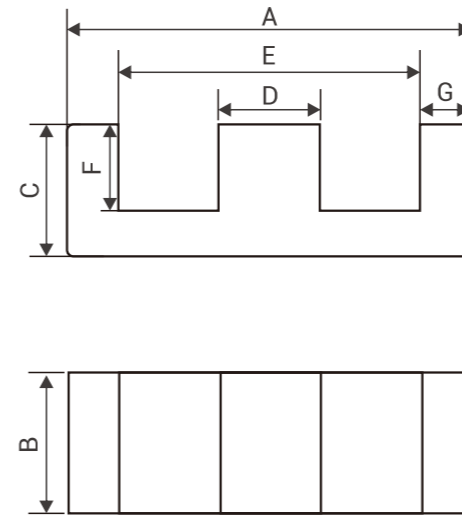
UUX 1514-60

Permeability: 60μ
 A: 15mm, B: 14mm
 Core Series : NPX,NPA,NPF,NPC,NPH,NPV,NPN,
 NPS,NPI,NPH-L,NPN-LH
 UU Core

Part Number	A(mm)	B(mm)	C(mm)	E(mm)	F(mm)	C-F(mm)
UUX1008	10.00	8.00	6.85	2.00	2.75	4.10
UUX1514	15.30	13.70	3.65	7.90	1.65	2.00
UUX1605	16.45	4.50	3.50	11.65	1.15	2.35
UUX2222	22.00	22.00	4.70	14.00	1.00	3.70
UUX3123	30.50	22.60	5.50	21.50	1.30	4.20
UUX3432	34.00	32.00	7.00	23.00	1.60	5.40
UUX3525	35.00	24.70	36.00	13.00	25.00	11.0



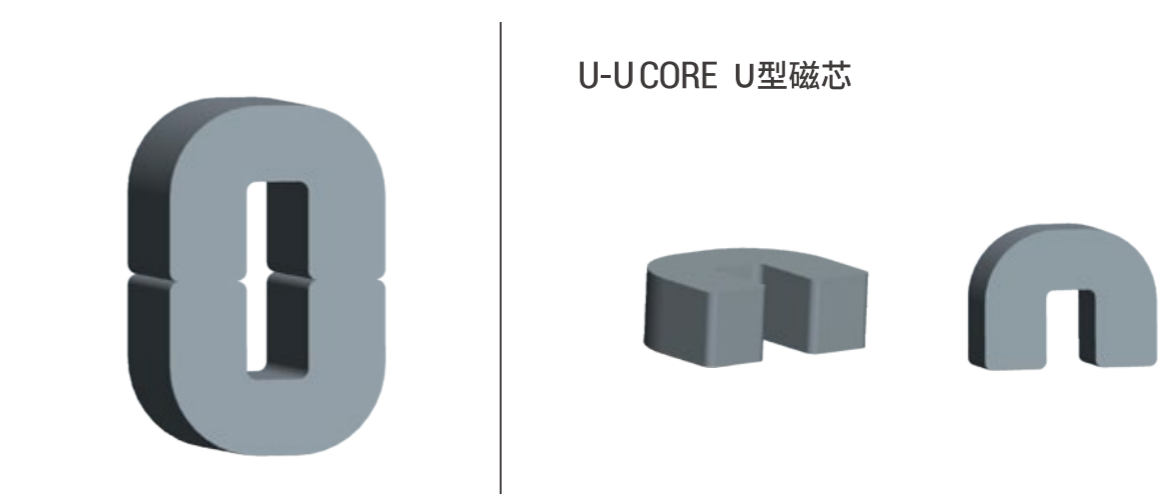
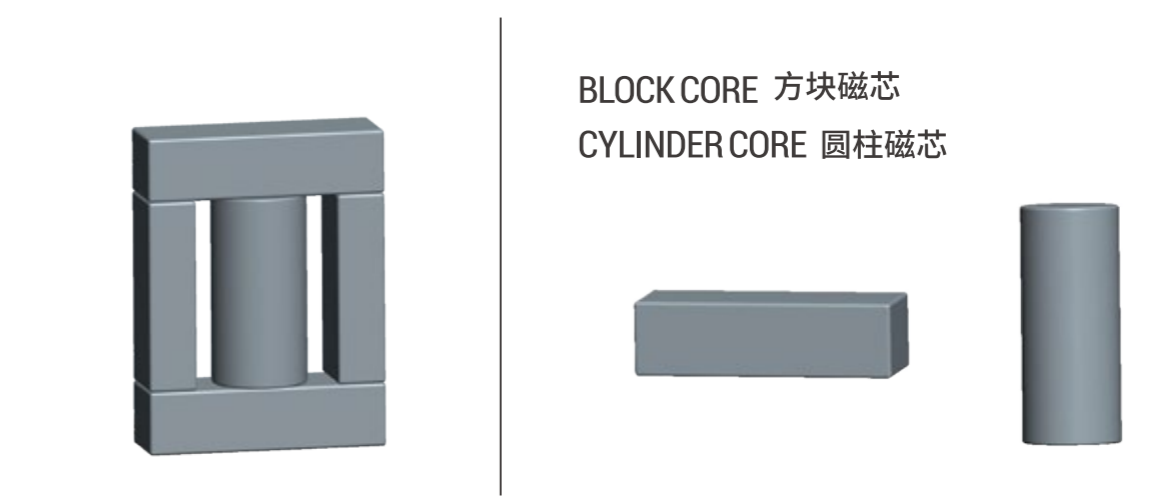
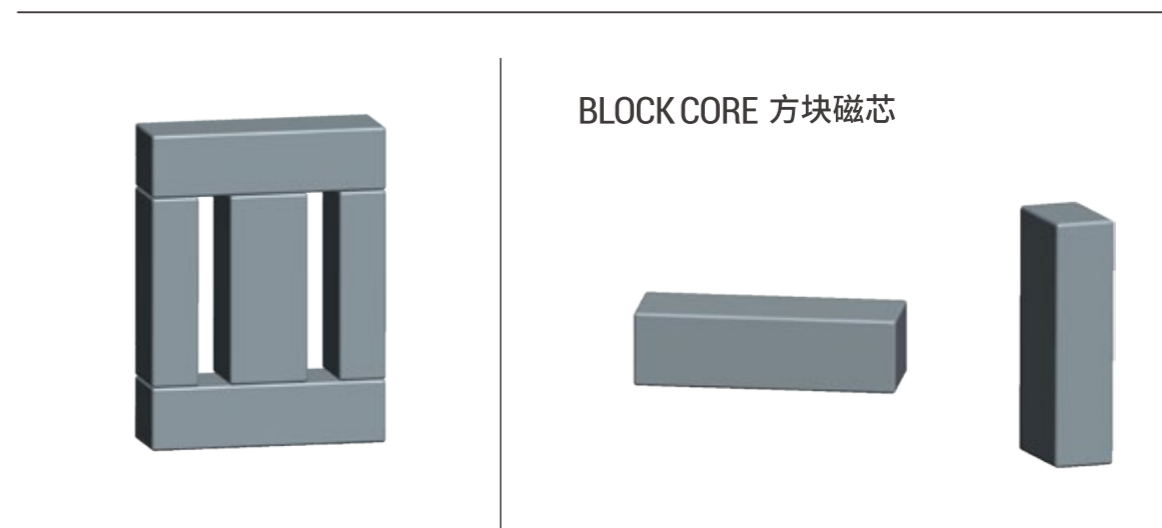
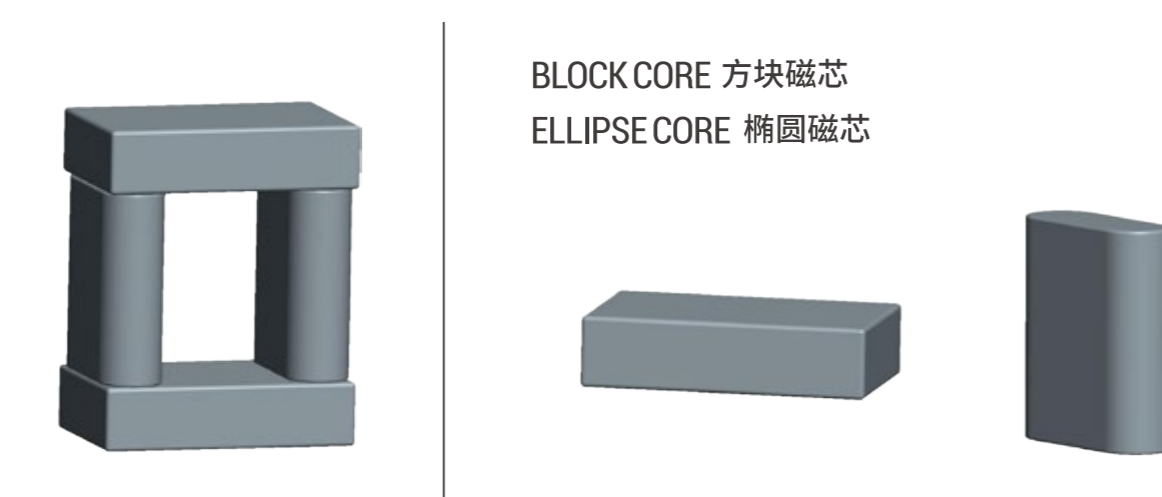
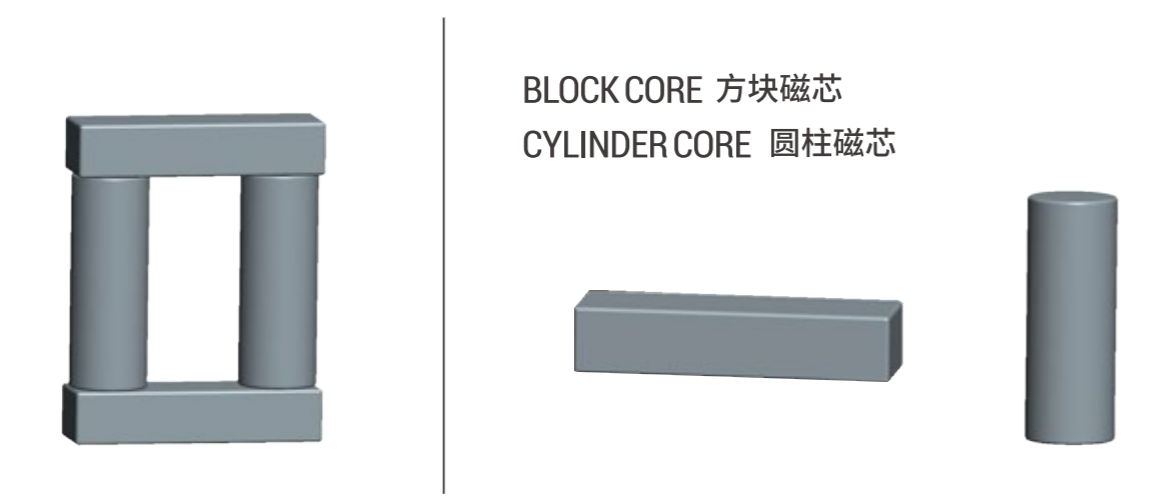
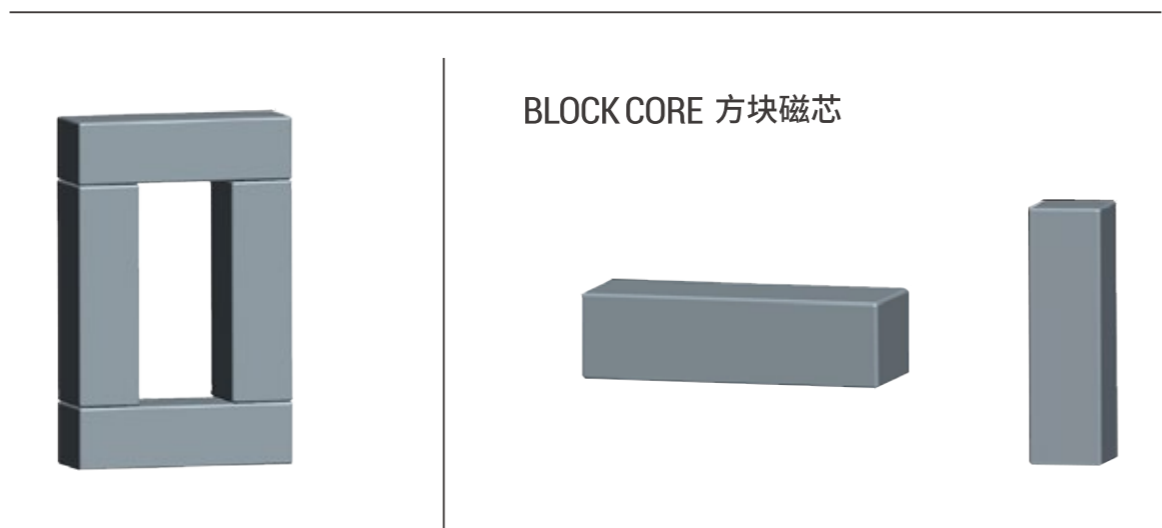
Part Number	A(mm)	B(mm)	C(mm)	E(mm)	F(mm)	C-F(mm)
UUX1507	14.55	6.80	15.53	3.25	10.85	4.68
UUX2606	25.70	6.00	7.50	20.80	1.80	5.70
UUX3820	38.00	20.00	26.00	14.00	15.00	11.00




EE X 2710-60

Permeability: 60μ
 A: 27mm, B: 10mm
 Core Series : NPX,NPA,NPF,NPC,NPH,NPV,NPN,
 NPS,NPI,NPH-L,NPN-LH
 EE Core

Part Number	A(mm)	B(mm)	C(mm)	D(mm)	E(mm)	G(mm)	F(mm)	C-F(mm)
EEX2710	26.60	10.35	8.300	9.400	17.10	4.75	4.200	4.10
EEX2716	26.60	15.55	8.300	9.400	17.10	4.75	4.200	4.10
EEX2731	26.60	31.10	21.75	9.400	17.10	4.75	17.65	4.10
EEX3517	35.00	16.90	23.65	12.00	23.00	6.00	17.65	6.00
EEX4014	40.30	13.75	16.00	12.00	28.30	6.00	10.00	6.00
EEX4321	42.80	20.50	17.95	11.60	31.00	5.90	12.15	5.80
EEX4819	48.00	18.75	17.50	12.00	36.00	6.00	11.50	6.00
EEX4875	48.00	75.00	17.50	12.00	36.00	6.00	11.50	6.00
EEX5220	52.00	20.00	16.00	12.00	40.00	6.00	10.00	6.00
EEX5255	52.00	55.00	16.00	12.00	40.00	6.00	10.00	6.00
EEX5258	52.00	58.00	16.00	12.00	40.00	6.00	10.00	6.00






ELLIPES CORE 椭圆磁芯
CYLINDER CORE 圆柱磁芯



RHOMBUS CORE 菱形磁芯
CYLINDER CORE 圆柱磁芯



K CORE 口型磁芯
CYLINDER CORE 圆柱磁芯



CRESCENT CORE 月牙型磁芯
BLOCK CORE 方块磁芯



Business partners / 合作伙伴

ECAD Electronic Components and Devices GmbH

Add : Bachstraße 13, D-94130 Obernzell Germany
Tel : +49-8591-93898-95
Fax : +49-8591-93898-97

Germany
德国

Hungary
匈牙利

Gredmann Group

Add : 1172 Budapest, Gyongtyuk utca 94. Hungary
Tel : +36-1-2531173
Fax : +36-1-2531173

Galon Tech Corporation

Add : (SMART VALLY B-621) 30, SONGDO MIRAERO, YEONSU-GU, INCHEON, KOREA
Tel : 032-720-5791
Fax : 032-720-5792
H.P : 010-3327-8771

Korea
韩国

Taiwan
台湾

Gredmann Taiwan LTD.

Add : 9F, 170 Sec 3 Min Chuan E. Road, Taipei 105
Tel : +886-2-27193456
Fax : +886-2-27165500